


1st PRE-ELECTION OPINION SURVEY COUNTY-BASED



Presidential Aspirants

Nairobi County

Q: 'If elections were held today, who would you vote for as PRESIDENT?'



RAILA ODINGA
49.9%



WILLIAM RUTO
36.7%



KALONZO MUSYOKA
3.3%

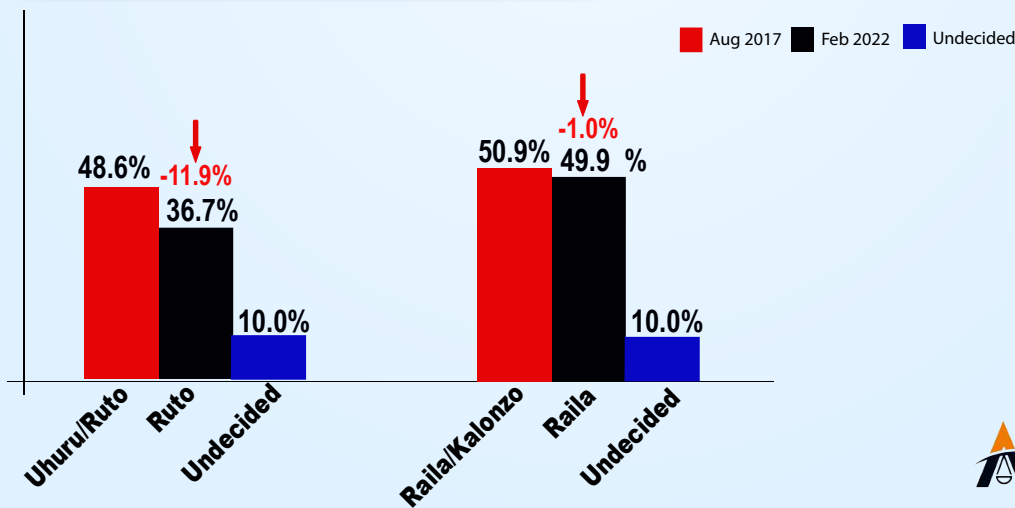


UNDECIDED
10.0%



OTHERS
0.1%

I.E.B.C Election Results 2017 vs Today's Popularity



Q: 'If elections were held today, who would you vote for as PRESIDENT?'



RAILA ODINGA
62.0%

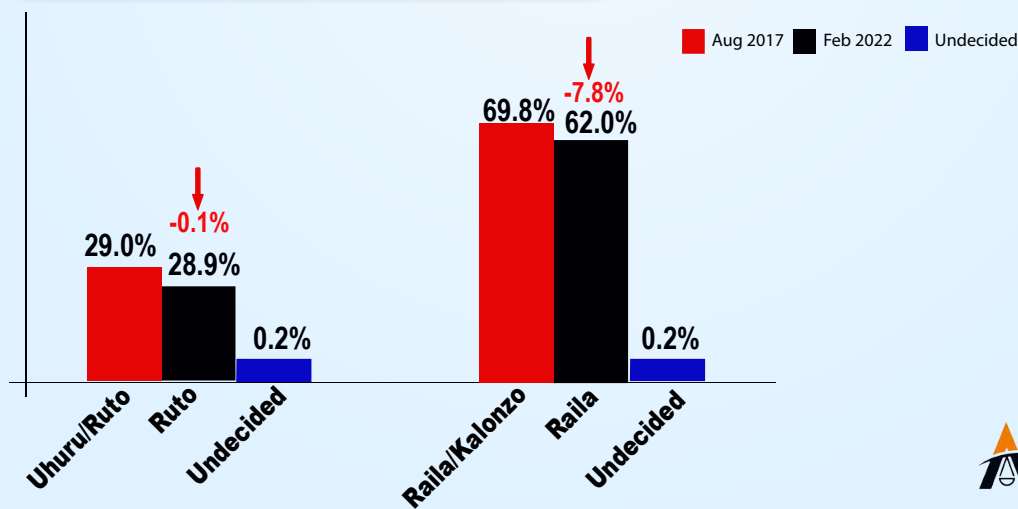
WILLIAM RUTO
28.9%

KALONZO MUSYOKA
6.7%

UNDECIDED
0.2%

OTHERS
2.2%

I.E.B.C Election Results 2017 vs Today's Popularity



Q: 'If elections were held today, who would you vote for as PRESIDENT?'



RAILA ODINGA
53.5%



WILLIAM RUTO
37.2%



KALONZO MUSYOKA
2.3%

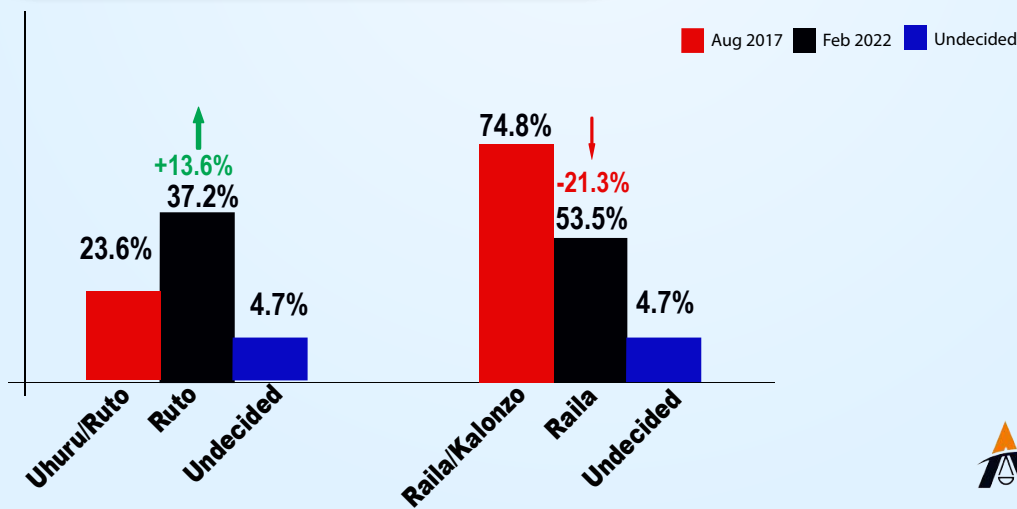


UNDECIDED
4.7%



OTHERS
2.3%

I.E.B.C Election Results 2017 vs Today's Popularity





Q: 'If elections were held today, who would you vote for as PRESIDENT?'



RAILA ODINGA
65.0%

WILLIAM RUTO
26.5%

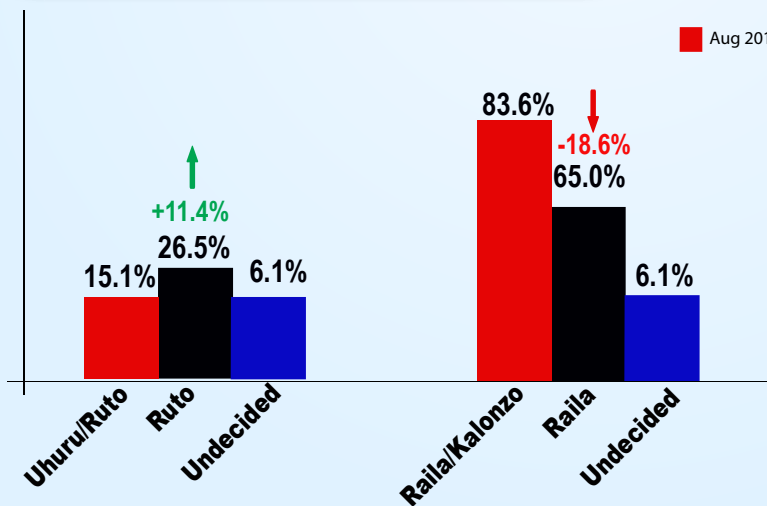
KALONZO MUSYOKA
2.1%

UNDECIDED
6.1%

OTHERS
0.3%

I.E.B.C Election Results 2017 vs Today's Popularity

■ Aug 2017 ■ Feb 2022 ■ Undecided



Q: 'If elections were held today, who would you vote for as PRESIDENT?'



RAILA ODINGA
61.1%



WILLIAM RUTO
32.7%



KALONZO MUSYOKA
0.2%

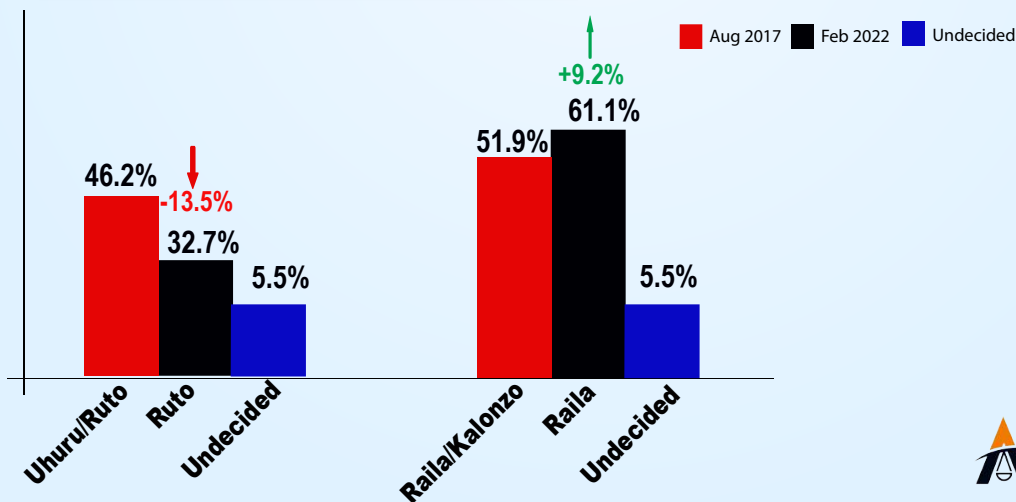


UNDECIDED
5.5%



OTHERS
0.5%

I.E.B.C Election Results 2017 vs Today's Popularity



Q: 'If elections were held today, who would you vote for as PRESIDENT?'



RAILA ODINGA
55.5%



WILLIAM RUTO
37.8%



KALONZO MUSYOKA
0.1%

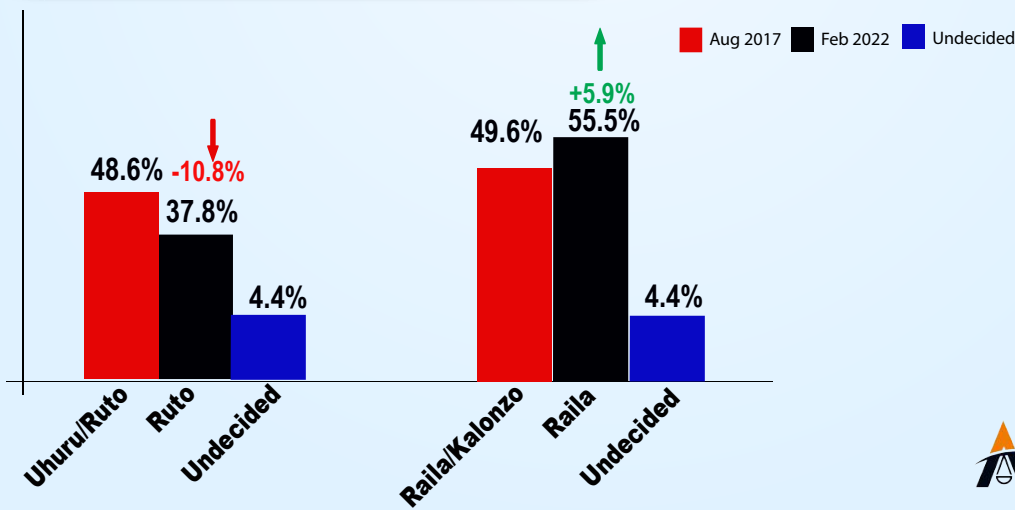


UNDECIDED
4.4%



OTHERS
2.2%

I.E.B.C Election Results 2017 vs Today's Popularity





Q: 'If elections were held today, who would you vote for as PRESIDENT?'



RAILA ODINGA
88.1%

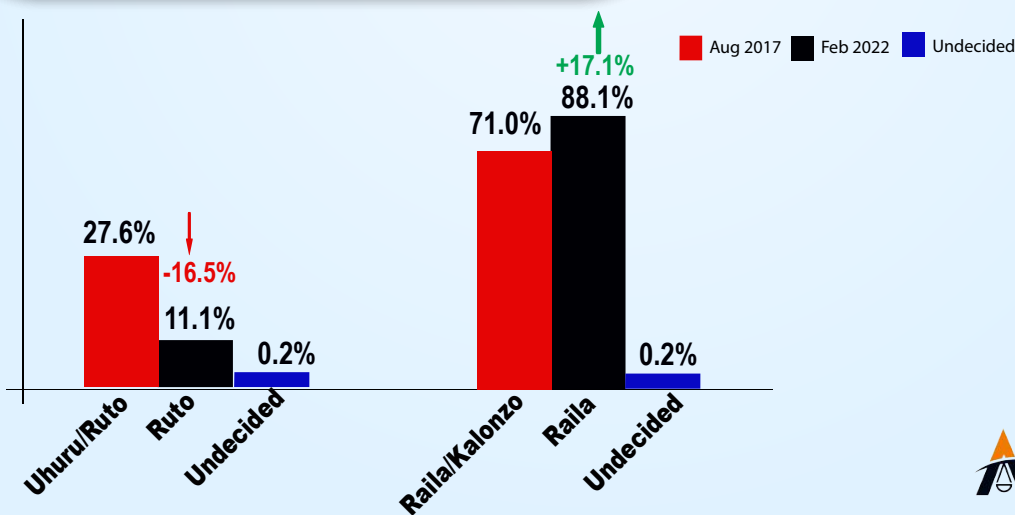
WILLIAM RUTO
11.1%

KALONZO MUSYOKA
0.4%

UNDECIDED
0.2%

OTHERS
0.2%

I.E.B.C Election Results 2017 vs Today's Popularity



Q: 'If elections were held today, who would you vote for as PRESIDENT?'



WILLIAM RUTO
68.0%



RAILA ODINGA
28.1%



KALONZO MUSYOKA
2.1%

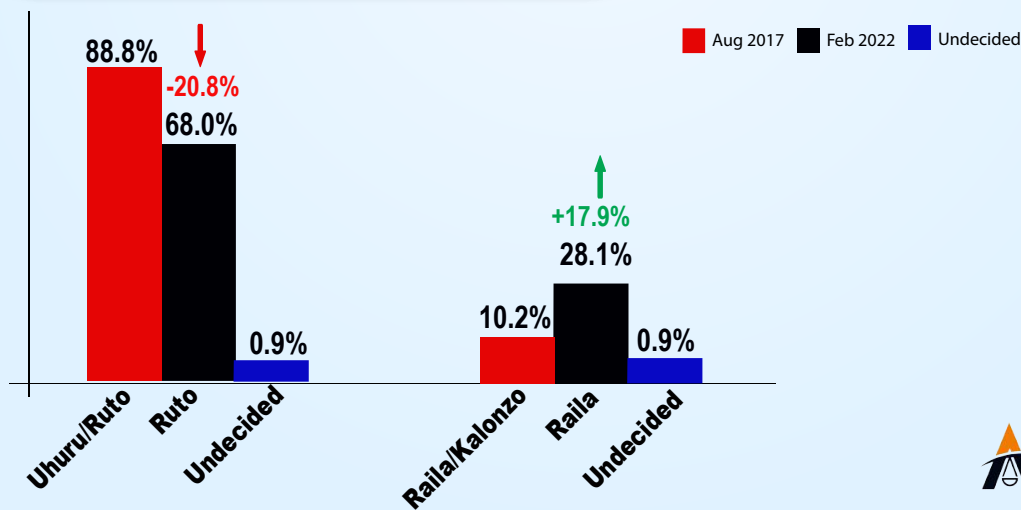


UNDECIDED
0.9%



OTHERS
0.9%

I.E.B.C Election Results 2017 vs Today's Popularity



Q: 'If elections were held today, who would you vote for as **PRESIDENT?**'



WILLIAM RUTO
65.9%



RAILA ODINGA
29.3%



KALONZO MUSYOKA
2.4%

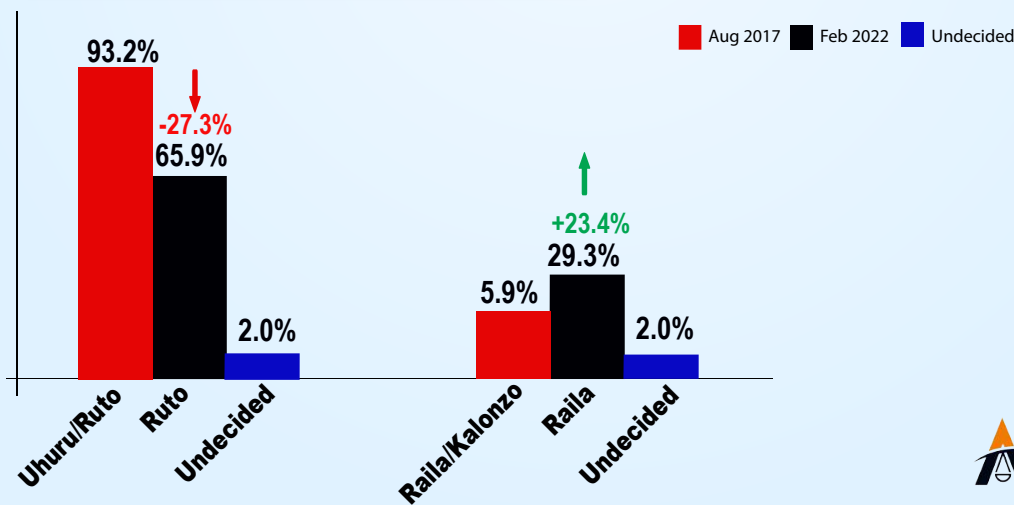


UNDECIDED
2.0%



OTHERS
0.4%

I.E.B.C Election Results 2017 vs Today's Popularity



Q: 'If elections were held today, who would you vote for as **PRESIDENT?**'



WILLIAM RUTO
79.0



RAILA ODINGA
15.3%



KALONZO MUSYOKA
0.7%

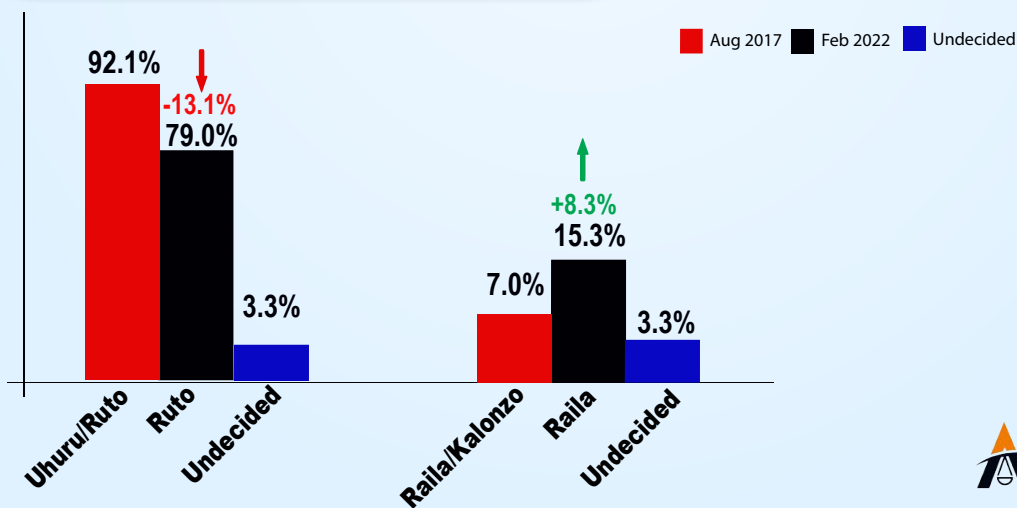


UNDECIDED
3.3%



OTHERS
1.7%

I.E.B.C Election Results 2017 vs Today's Popularity



Q: 'If elections were held today, who would you vote for as PRESIDENT?'



WILLIAM RUTO

77.1%

RAILA ODINGA

18.9%

KALONZO MUSYOKA

1.9%

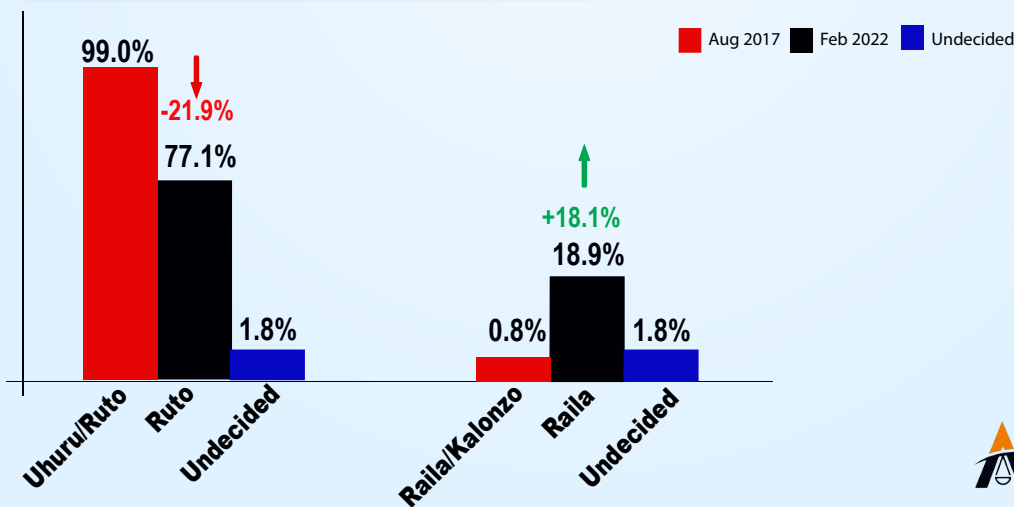
UNDECIDED

1.8%

OTHERS

0.3%

I.E.B.C Election Results 2017 vs Today's Popularity



Q: 'If elections were held today, who would you vote for as PRESIDENT?'



WILLIAM RUTO
76.7%



RAILA ODINGA
22.2%



KALONZO MUSYOKA
0.5%



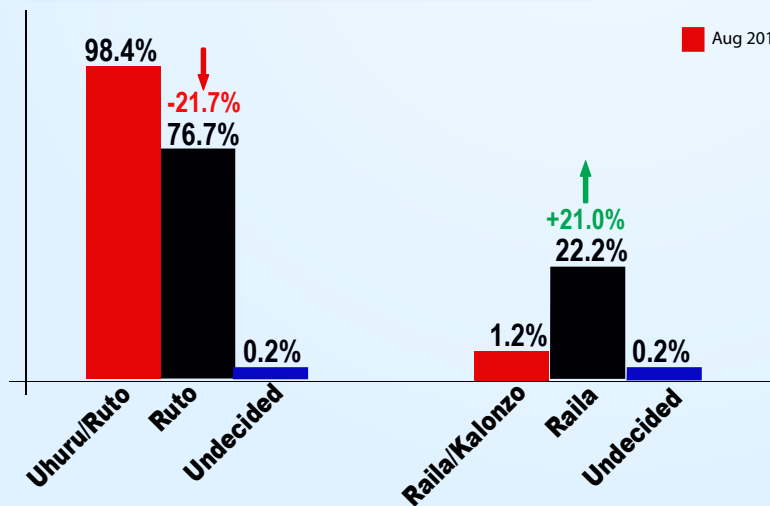
UNDECIDED
0.2%



OTHERS
0.4%

I.E.B.C Election Results 2017 vs Today's Popularity

■ Aug 2017 ■ Feb 2022 ■ Undecided



Q: 'If elections were held today, who would you vote for as **PRESIDENT**?'



WILLIAM RUTO

88.1%



RAILA ODINGA

10.0%



KALONZO MUSYOKA

1.7%



UNDECIDED

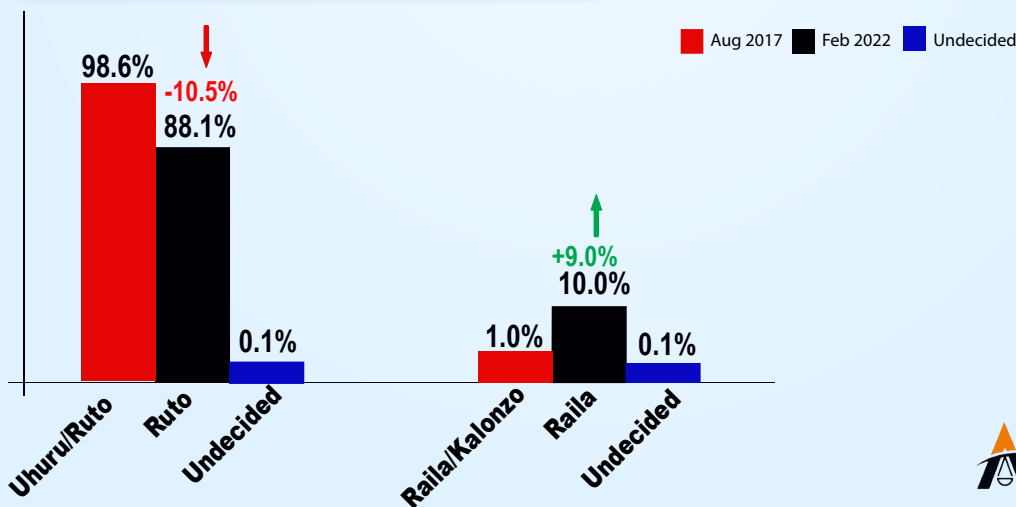
0.1



OTHERS

0.1%

I.E.B.C Election Results 2017 vs Today's Popularity



Q: 'If elections were held today, who would you vote for as PRESIDENT?'



WILLIAM RUTO
73.9%



RAILA ODINGA
20.0%



KALONZO MUSYOKA
0.8%



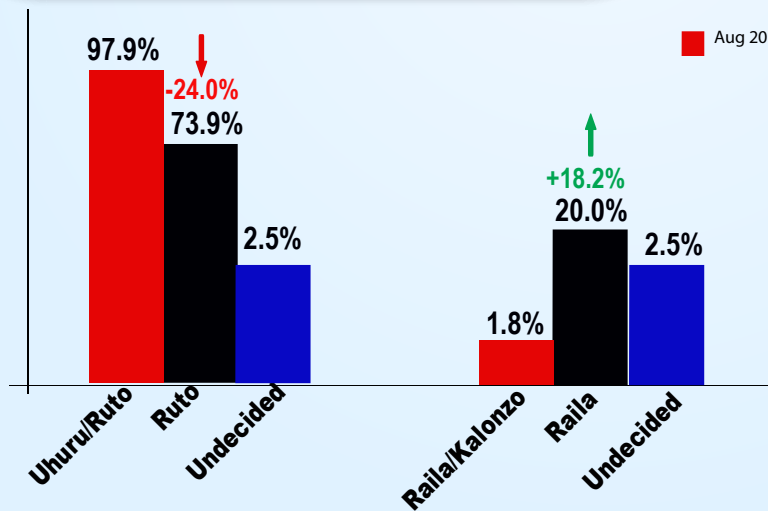
UNDECIDED
2.5%



OTHERS
2.5%

I.E.B.C Election Results 2017 vs Today's Popularity

■ Aug 2017 ■ Feb 2022 ■ Undecided



Q: 'If elections were held today, who would you vote for as PRESIDENT?'



WILLIAM RUTO
65.5%



RAILA ODINGA
33.9%



KALONZO MUSYOKA
0.3%



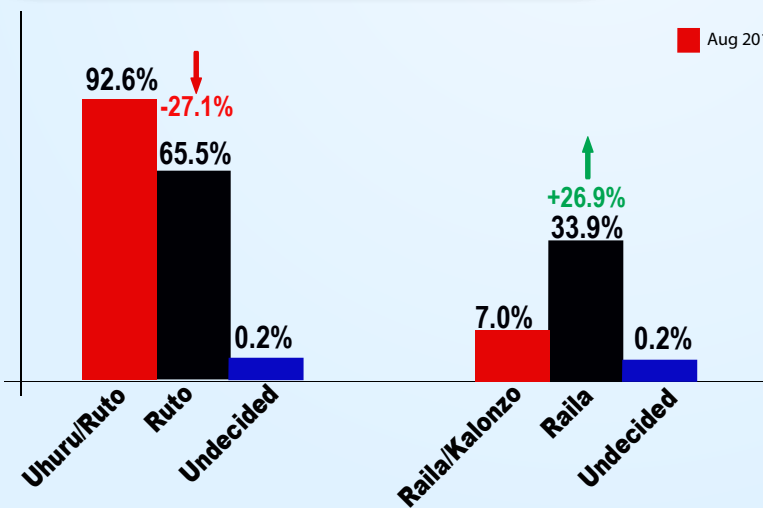
UNDECIDED
0.2%



OTHERS
0.1%

I.E.B.C Election Results 2017 vs Today's Popularity

Aug 2017 Feb 2022



Q: 'If elections were held today, who would you vote for as PRESIDENT?'



WILLIAM RUTO

79.3%

RAILA ODINGA

17.4%

KALONZO MUSYOKA

0.9%

UNDECIDED

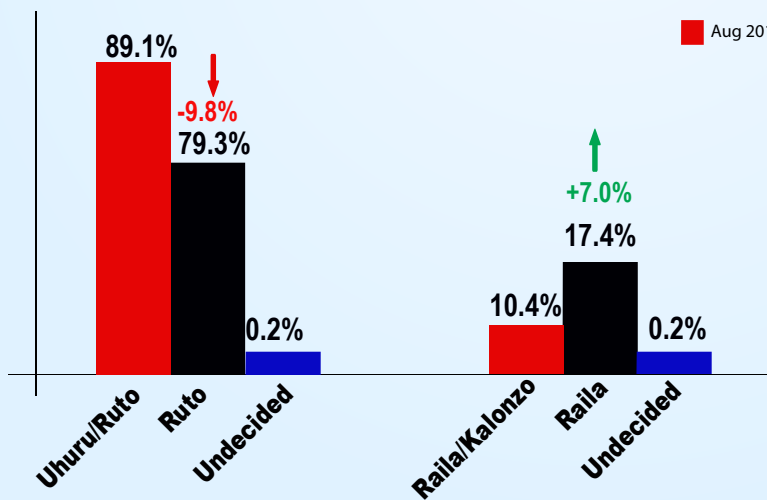
0.2%

OTHERS

2.2%

I.E.B.C Election Results 2017 vs Today's Popularity

■ Aug 2017 ■ Feb 2022 ■ Undecided



Q: 'If elections were held today, who would you vote for as PRESIDENT?'



RAILA ODINGA
47.8%



WILLIAM RUTO
47.0%



KALONZO MUSYOKA
0.8%

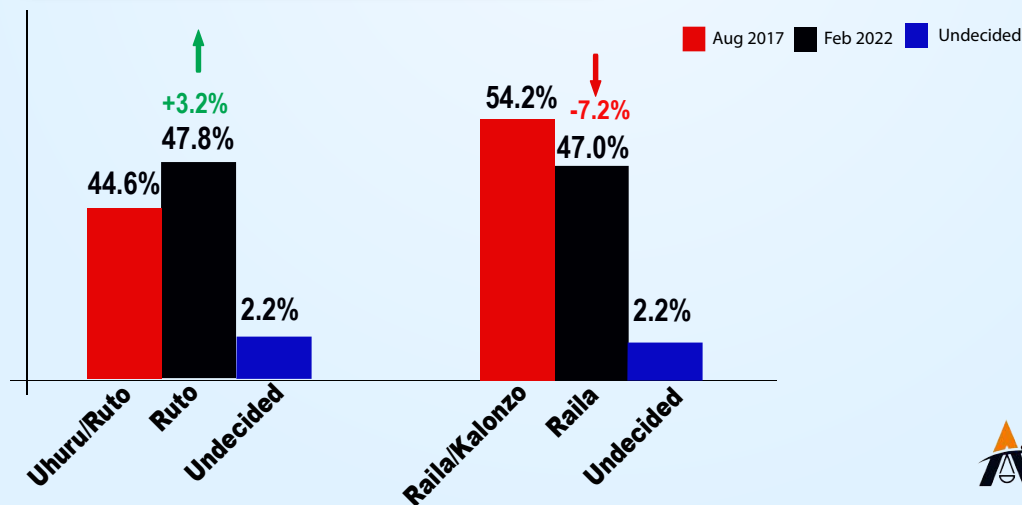


UNDECIDED
2.2%



OTHERS
2.2%

I.E.B.C Election Results 2017 vs Today's Popularity



Q: 'If elections were held today, who would you vote for as PRESIDENT?'



RAILA ODINGA

54.7%



WILLIAM RUTO

42.0%



KALONZO MUSYOKA

0.5%



UNDECIDED

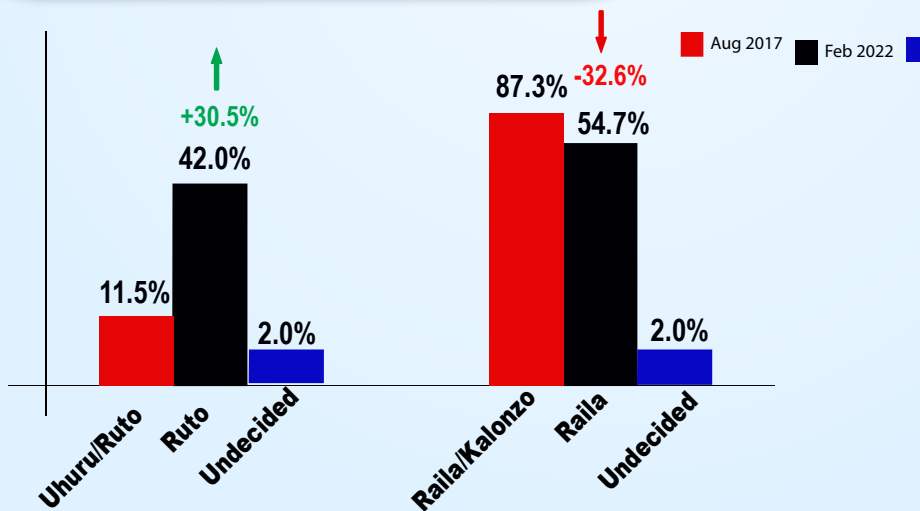
2.0%



OTHERS

0.8%

I.E.B.C Election Results 2017 vs Today's Popularity



Q: 'If elections were held today, who would you vote for as **PRESIDENT**'?



RAILA ODINGA
60.1%



WILLIAM RUTO
35.3%



KALONZO MUSYOKA
2.0%



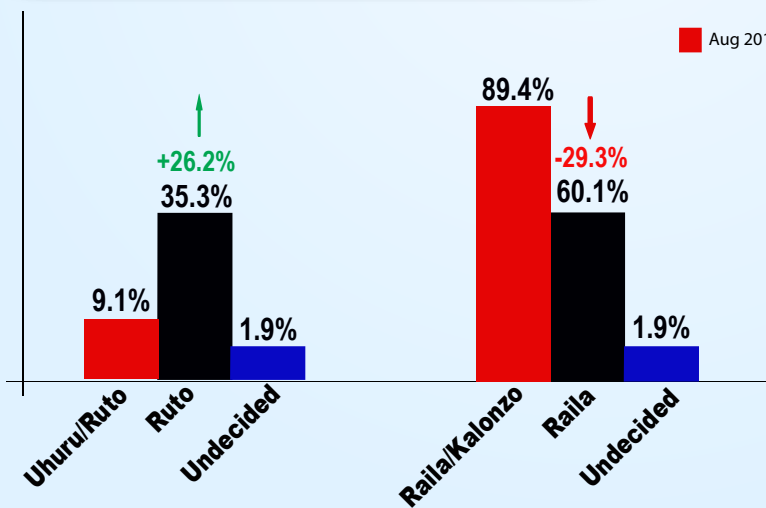
UNDECIDED
1.9%



OTHERS
0.7%

I.E.B.C Election Results 2017 vs Today's Popularity

■ Aug 2017 ■ Feb 2022 ■ Undecided



Q: 'If elections were held today, who would you vote for as PRESIDENT?'



WILLIAM RUTO
62.0%



RAILA ODINGA
35.5%



KALONZO MUSYOKA
0.2%

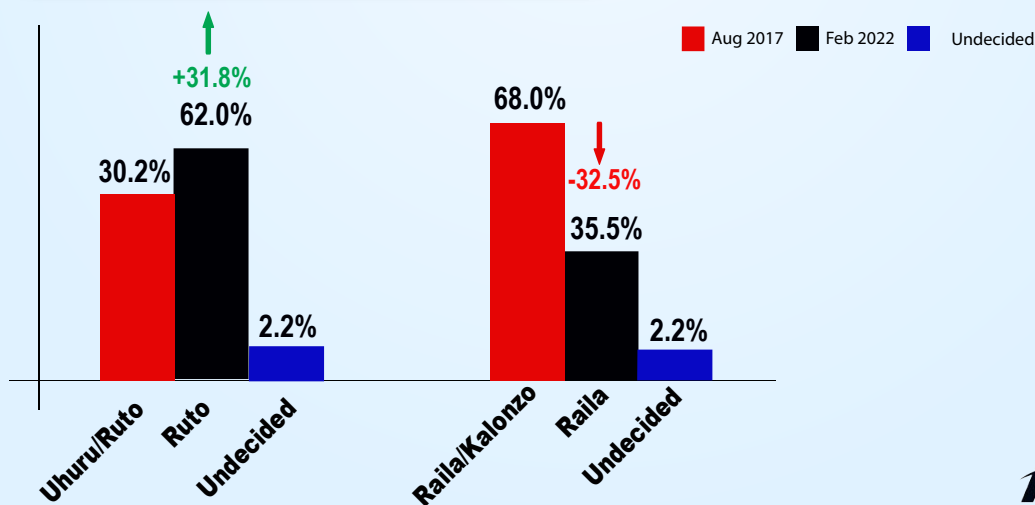


UNDECIDED
2.2%



OTHERS
0.1%

I.E.B.C Election Results 2017 vs Today's Popularity



Q: 'If elections were held today, who would you vote for as PRESIDENT?'



RAILA ODINGA
69.8%



WILLIAM RUTO
25.5%



KALONZO MUSYOKA
2.1%

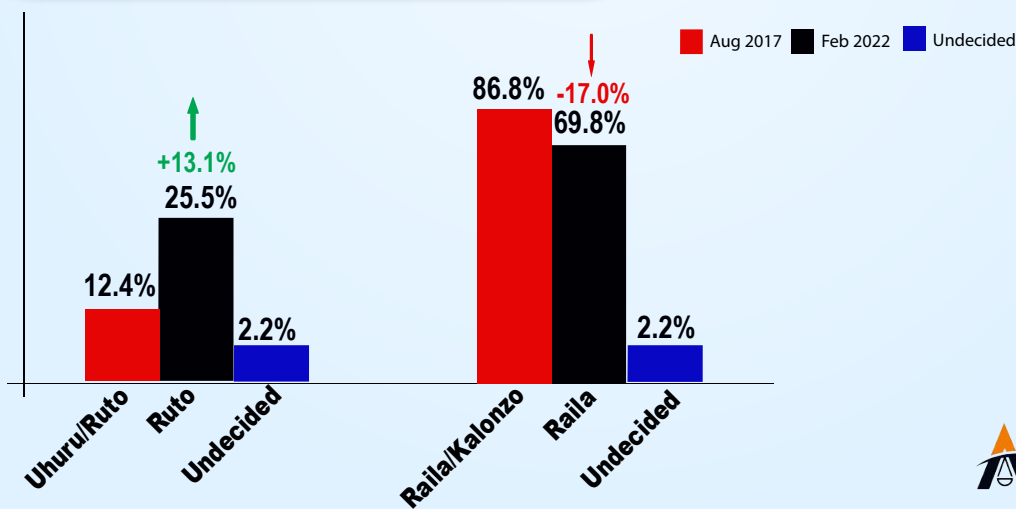


UNDECIDED
2.2%



OTHERS
0.4%

I.E.B.C Election Results 2017 vs Today's Popularity



Q: 'If elections were held today, who would you vote for as PRESIDENT?'



RAILA ODINGA
33.3%



WILLIAM RUTO
24.4%



KALONZO MUSYOKA
40.9%

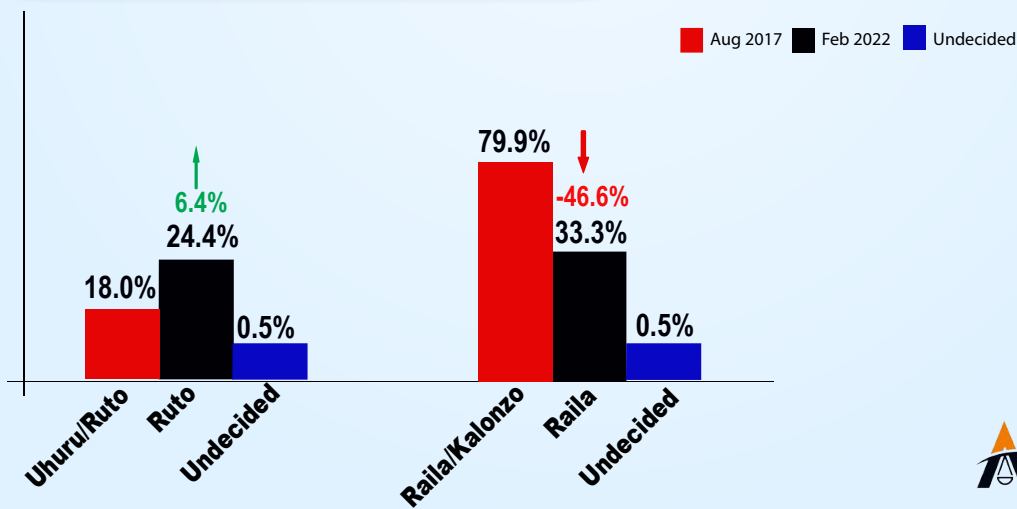


UNDECIDED
0.5%



OTHERS
0.9%

I.E.B.C Election Results 2017 vs Today's Popularity



Q: 'If elections were held today, who would you vote for as PRESIDENT?'



WILLIAM RUTO
43.0%



RAILA ODINGA
31.3%



KALONZO MUSYOKA
17.2%



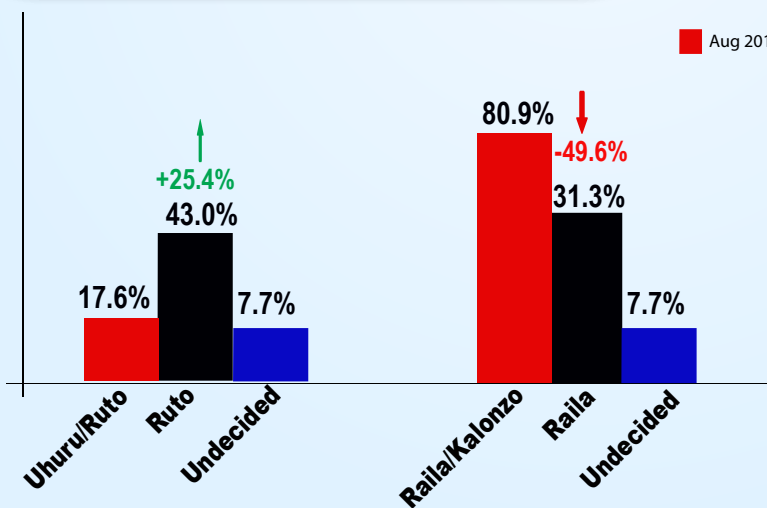
UNDECIDED
7.7%



OTHERS
0.8%

I.E.B.C Election Results 2017 vs Today's Popularity

Aug 2017 Feb 2022 Undecided



Q: 'If elections were held today, who would you vote for as PRESIDENT?'



RAILA ODINGA

43.5%



WILLIAM RUTO

28.9%



KALONZO MUSYOKA

26.7%



UNDECIDED

0.4%

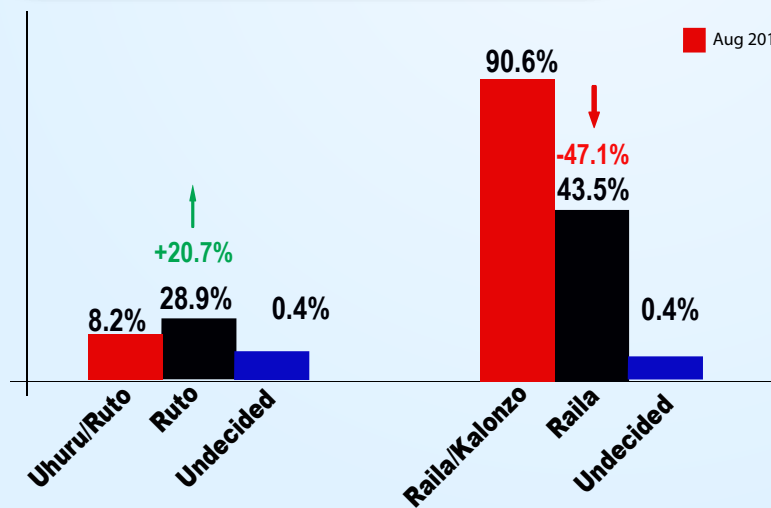


OTHERS

0.5%

I.E.B.C Election Results 2017 vs Today's Popularity

Aug 2017 Feb 2022 Undecided



Q: 'If elections were held today, who would you vote for as PRESIDENT?'



RAILA ODINGA
51.1%



WILLIAM RUTO
48.1%



KALONZO MUSYOKA
0.3%



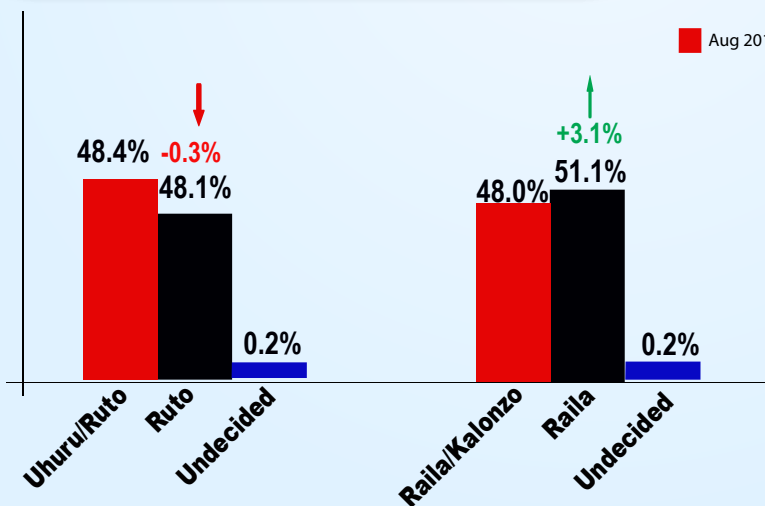
UNDECIDED
0.2%



OTHERS
0.3%

I.E.B.C Election Results 2017 vs Today's Popularity

Aug 2017 Feb 2022 Undecided



Q: 'If elections were held today, who would you vote for as PRESIDENT?'



WILLIAM RUTO

54.1%



RAILA ODINGA

44.7%



KALONZO MUSYOKA

0.4%



UNDECIDED

0.3%

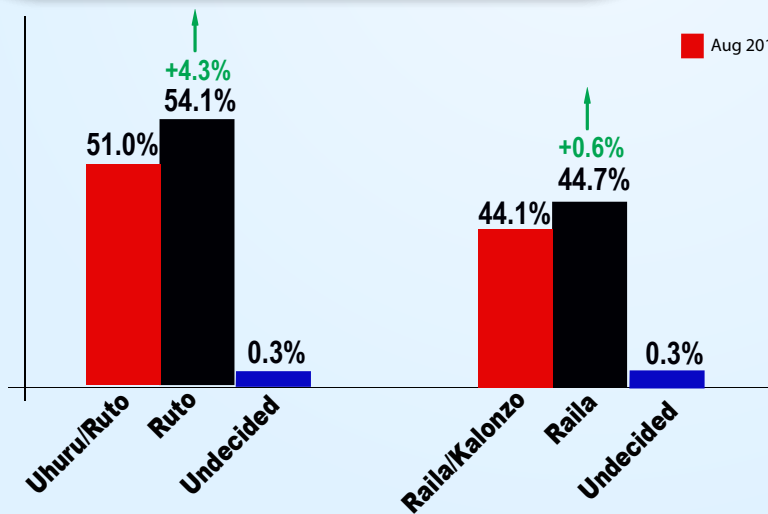


OTHERS

0.5%

I.E.B.C Election Results 2017 vs Today's Popularity

Aug 2017 Feb 2022 Undecided



Q: 'If elections were held today, who would you vote for as PRESIDENT?'



RAILA ODINGA

51.3%



WILLIAM RUTO

45.7%



KALONZO MUSYOKA

2.1%



UNDECIDED

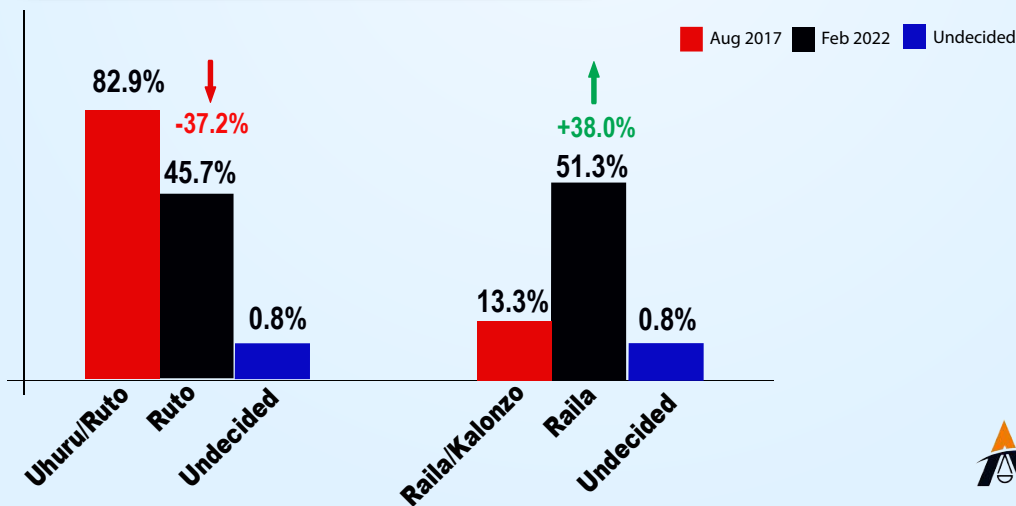
0.8%



OTHERS

0.1%

I.E.B.C Election Results 2017 vs Today's Popularity



Q: 'If elections were held today, who would you vote for as PRESIDENT?'



RAILA ODINGA
48.0%



WILLIAM RUTO
44.0%



KALONZO MUSYOKA
0.0%



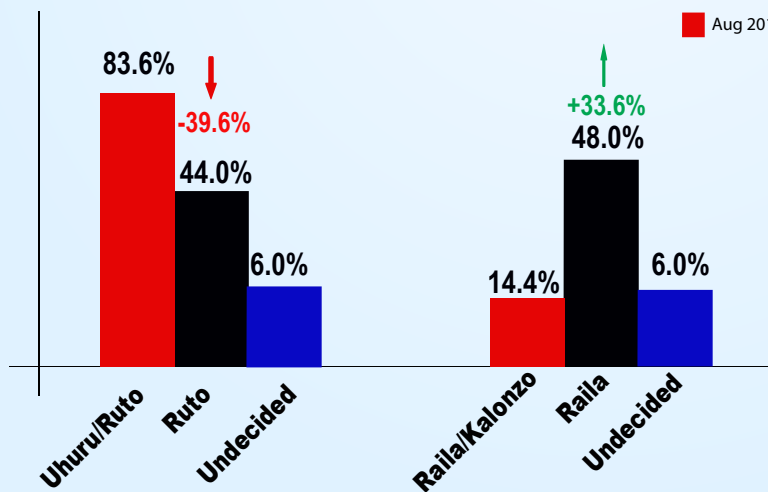
UNDECIDED
6.0%



OTHERS
2.0%

I.E.B.C Election Results 2017 vs Today's Popularity

Aug 2017 Feb 2022 Undecided



Q: 'If elections were held today, who would you vote for as PRESIDENT?'



RAILA ODINGA
52.9%



WILLIAM RUTO
44.7%



KALONZO MUSYOKA
0.2%

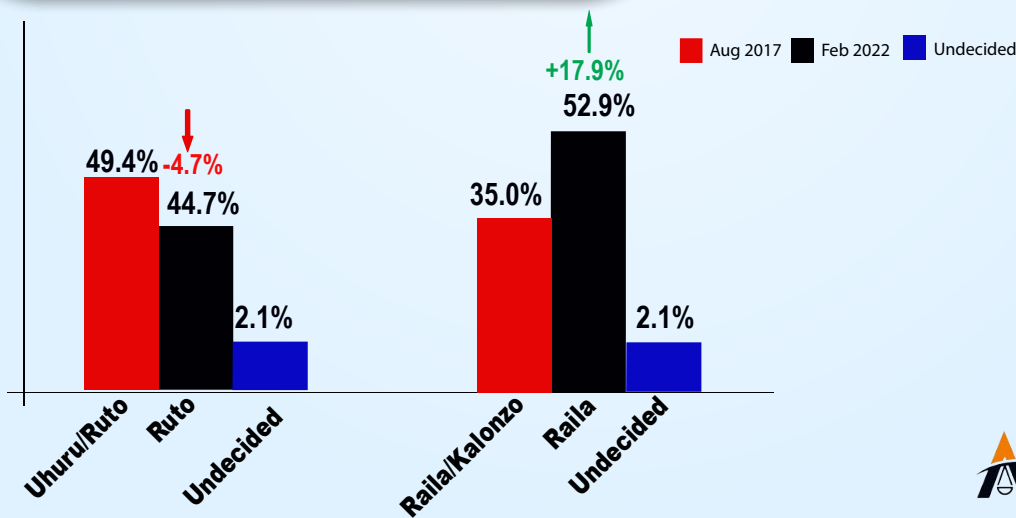


UNDECIDED
2.1%



OTHERS
0.1%

I.E.B.C Election Results 2017 vs Today's Popularity



Q: 'If elections were held today, who would you vote for as PRESIDENT?'



RAILA ODINGA
52.0%



WILLIAM RUTO
40.6%



KALONZO MUSYOKA
0.4%

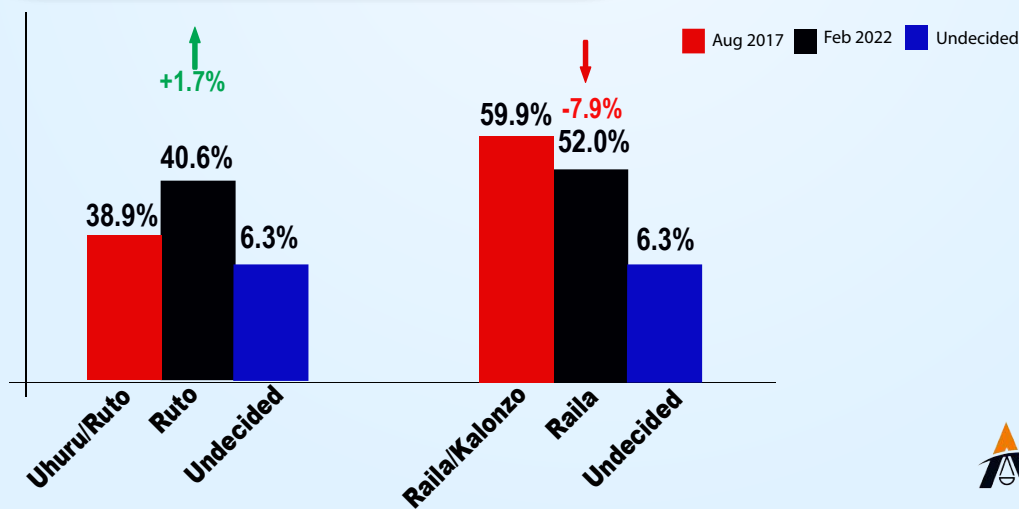


UNDECIDED
6.3%



OTHERS
0.7%

I.E.B.C Election Results 2017 vs Today's Popularity



Q: 'If elections were held today, who would you vote for as PRESIDENT?'



WILLIAM RUTO
58.7%



RAILA ODINGA
40.4%



KALONZO MUSYOKA
0.5%

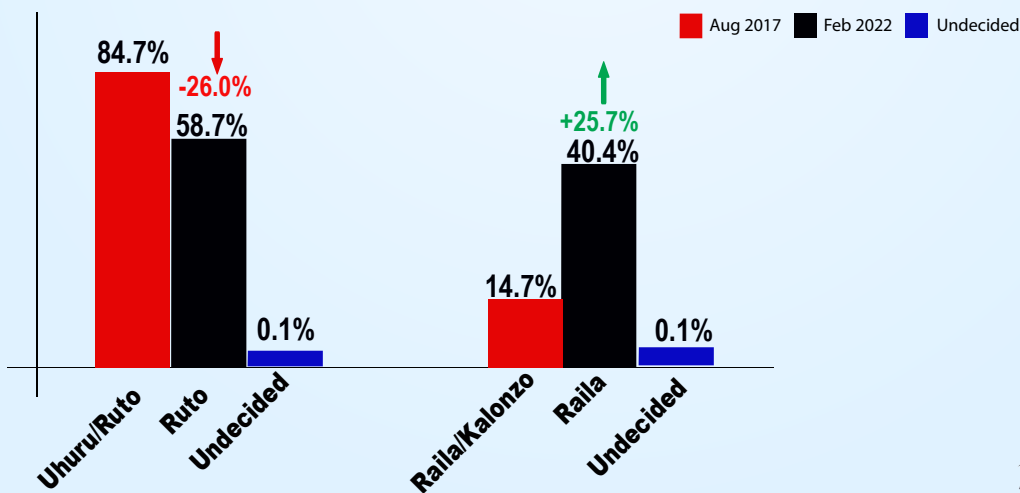


UNDECIDED
0.1%



OTHERS
0.3%

I.E.B.C Election Results 2017 vs Today's Popularity



Q: 'If elections were held today, who would you vote for as PRESIDENT?'



WILLIAM RUTO
56.9%



RAILA ODINGA
42.2%



KALONZO MUSYOKA
0.1%

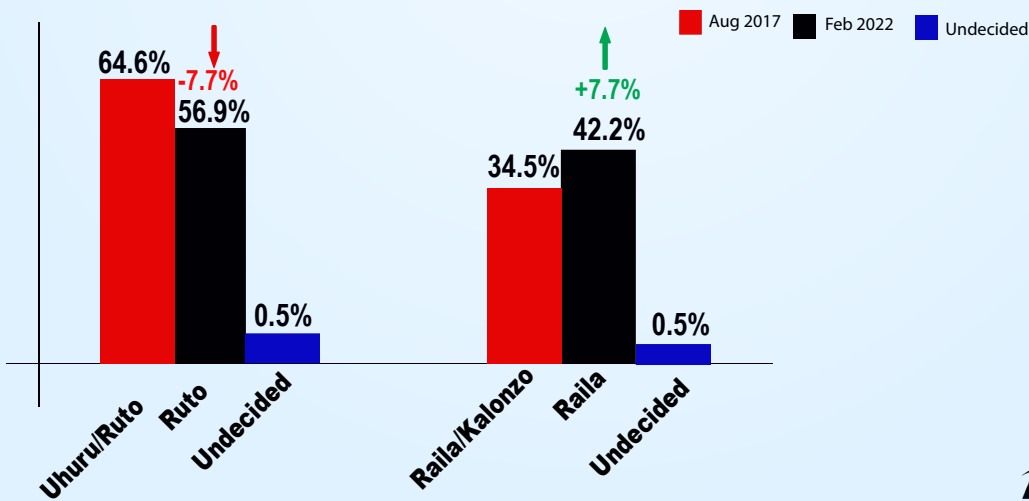


UNDECIDED
0.5%



OTHERS
0.3%

I.E.B.C Election Results 2017 vs Today's Popularity





RAILA ODINGA
50.4%



WILLIAM RUTO
46.7%



KALONZO MUSYOKA
0.4%



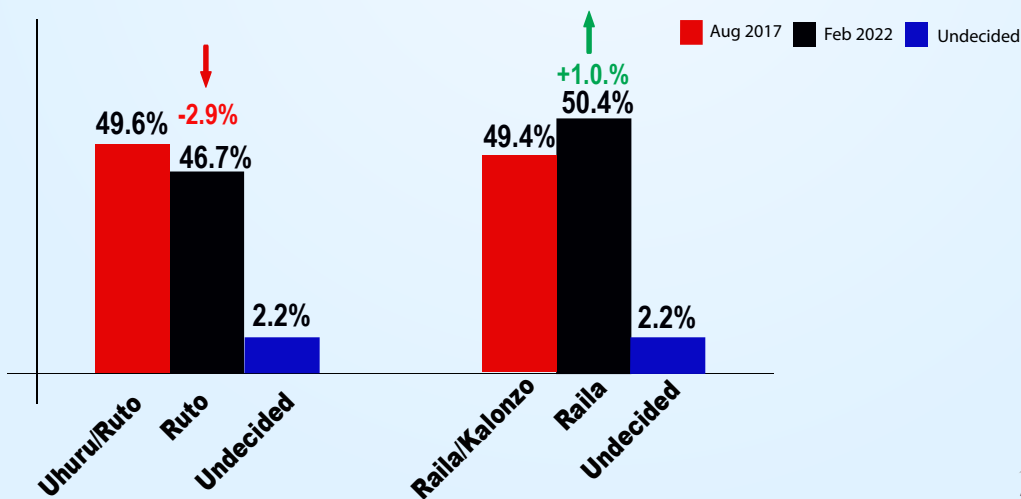
UNDECIDED
2.2%



OTHERS
0.3%

Q: 'If elections were held today, who would you vote for as PRESIDENT?'

I.E.B.C Election Results 2017 vs Today's Popularity



Q: 'If elections were held today, who would you vote for as PRESIDENT?'



WILLIAM RUTO
61.1%



RAILA ODINGA
35.6%



KALONZO MUSYOKA
2.2%

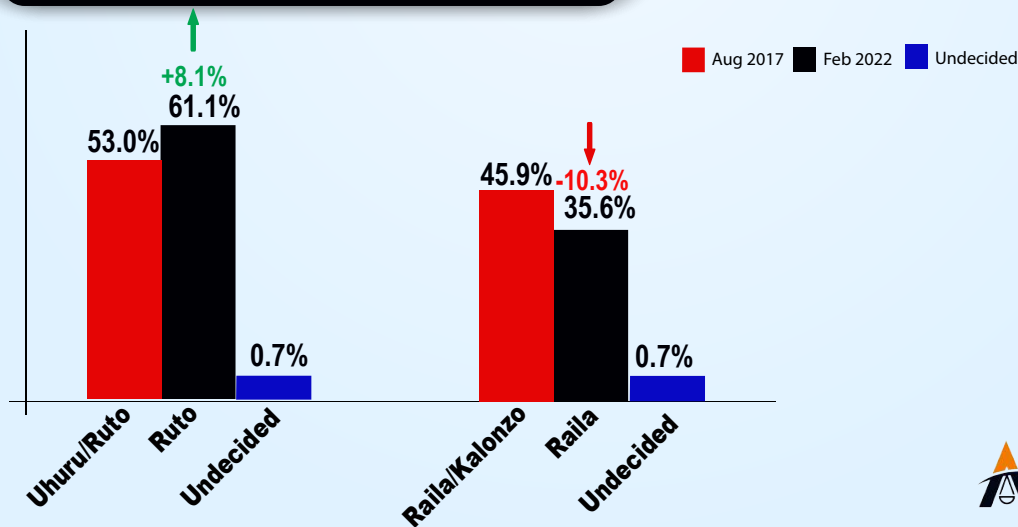


UNDECIDED
0.7%



OTHERS
0.4%

I.E.B.C Election Results 2017 vs Today's Popularity



Q: 'If elections were held today, who would you vote for as PRESIDENT?'



WILLIAM RUTO
59.5%

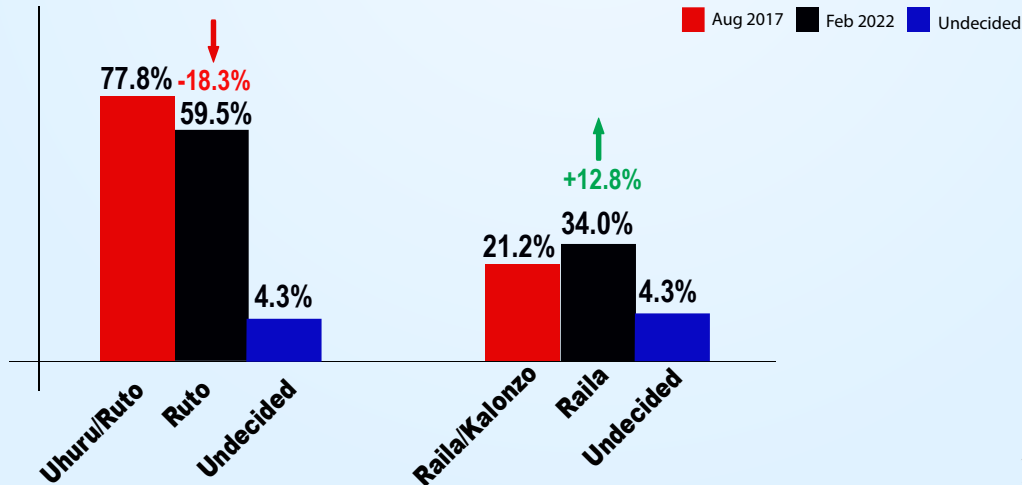
RAILA ODINGA
34.0%

KALONZO MUSYOKA
2.1%

UNDECIDED
4.3%

OTHERS
0.1%

I.E.B.C Election Results 2017 vs Today's Popularity



Presidential Aspirants

Elgeyo Marakwet County

Q: 'If elections were held today, who would you vote for as PRESIDENT?'



WILLIAM RUTO
82.8%



RAILA ODINGA
15.6%



KALONZO MUSYOKA
0.8%

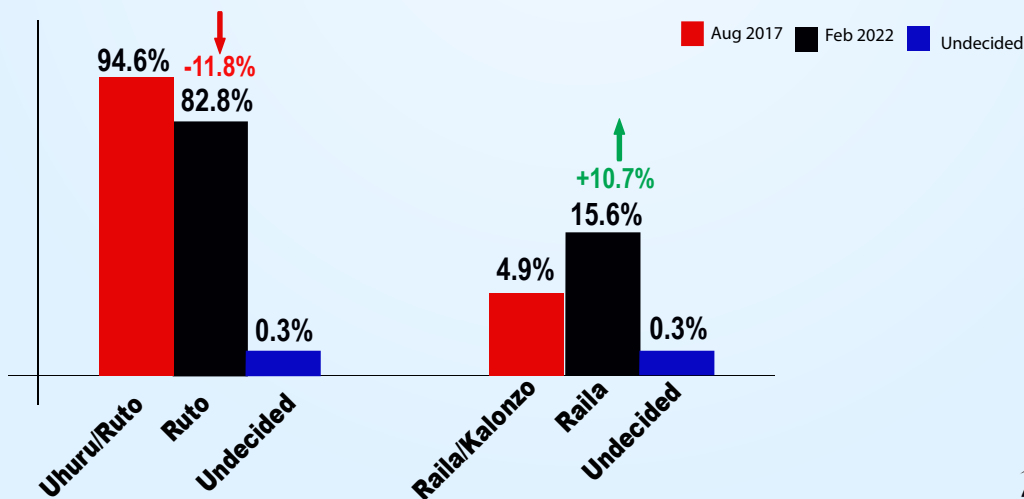


UNDECIDED
0.3%



OTHERS
0.5%

I.E.B.C Election Results 2017 vs Today's Popularity



Q: 'If elections were held today, who would you vote for as PRESIDENT?'



WILLIAM RUTO
88.4%



RAILA ODINGA
8.5%



KALONZO MUSYOKA
0.3%

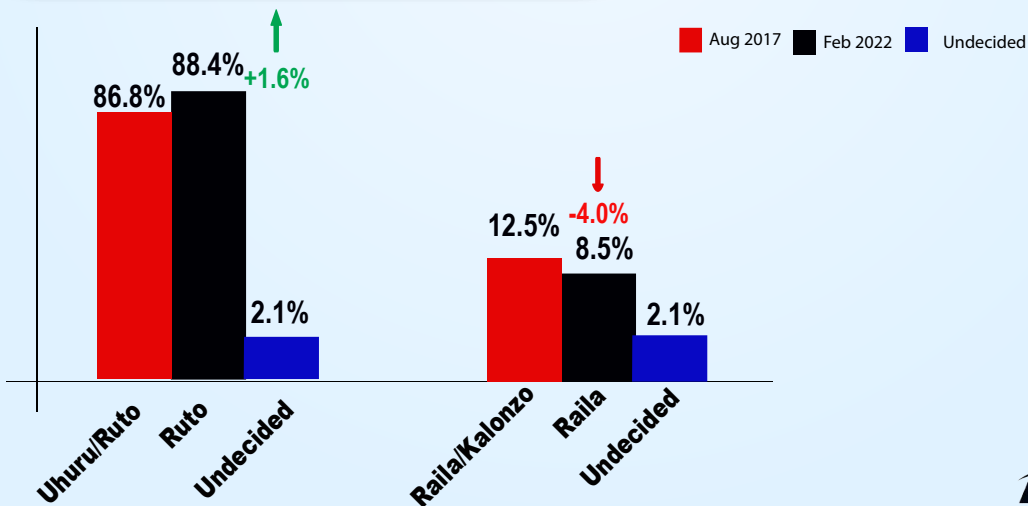


UNDECIDED
2.1%



OTHERS
0.7%

I.E.B.C Election Results 2017 vs Today's Popularity



Q: 'If elections were held today, who would you vote for as PRESIDENT?'



WILLIAM RUTO
68.9%



RAILA ODINGA
28.3%



KALONZO MUSYOKA
0.4%

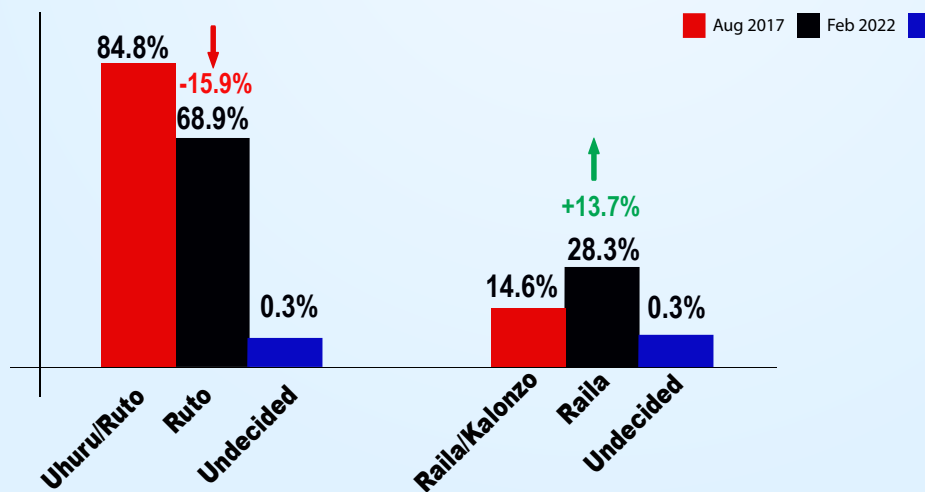


UNDECIDED
0.3%



OTHERS
2.1%

I.E.B.C Election Results 2017 vs Today's Popularity



Q: 'If elections were held today, who would you vote for as PRESIDENT?'



RAILA ODINGA

54.4%

WILLIAM RUTO

44.4%

KALONZO MUSYOKA

0.4%

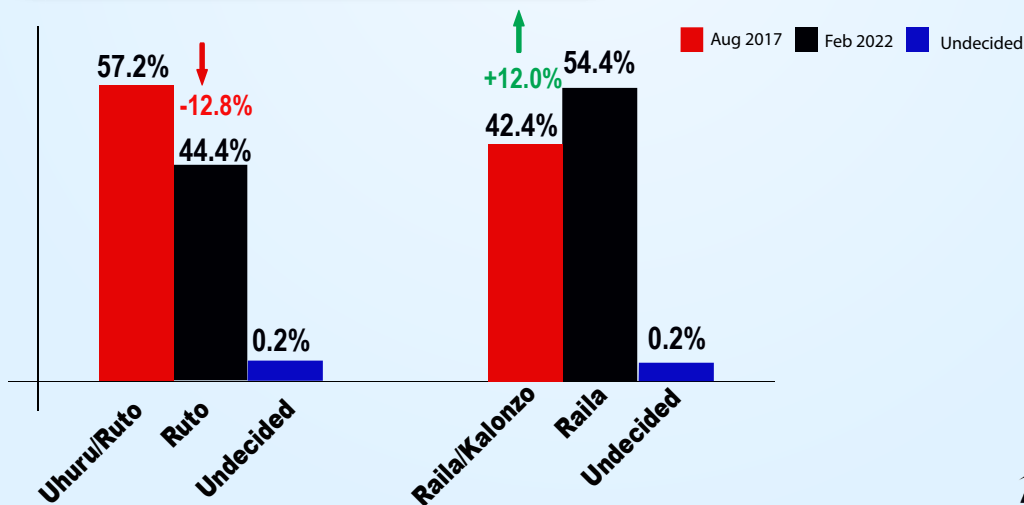
UNDECIDED

0.2%

OTHERS

0.6%

I.E.B.C Election Results 2017 vs Today's Popularity



Q: 'If elections were held today, who would you vote for as PRESIDENT?'



WILLIAM RUTO
86.2%



RAILA ODINGA
12.5%



KALONZO MUSYOKA
0.7%

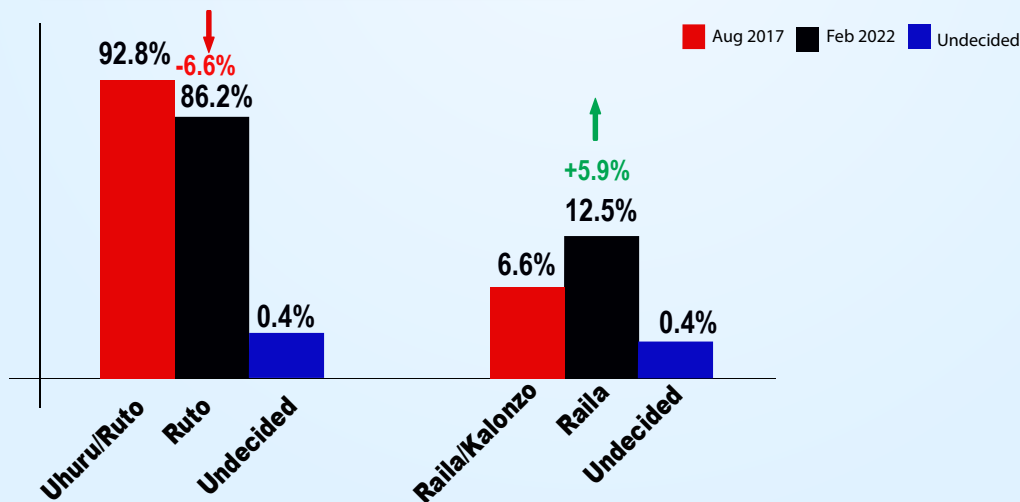


UNDECIDED
0.4%



OTHERS
0.2%

I.E.B.C Election Results 2017 vs Today's Popularity



Q: 'If elections were held today, who would you vote for as PRESIDENT?'



WILLIAM RUTO
79.9%



RAILA ODINGA
15.2%



KALONZO MUSYOKA
2.2%

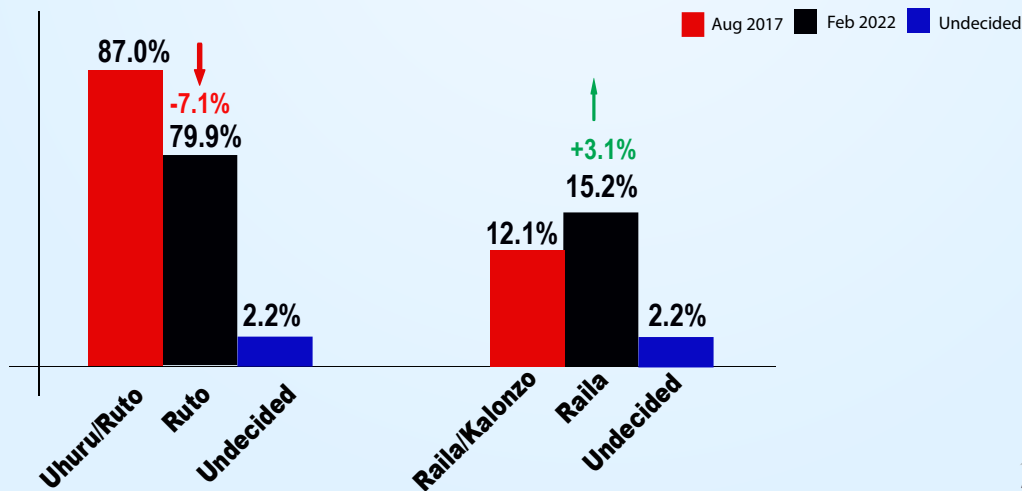


UNDECIDED
2.2%



OTHERS
0.5%

I.E.B.C Election Results 2017 vs Today's Popularity



Q: 'If elections were held today, who would you vote for as PRESIDENT?'



RAILA ODINGA
93.7%



WILLIAM RUTO
4.4%



KALONZO MUSYOKA
0.9%

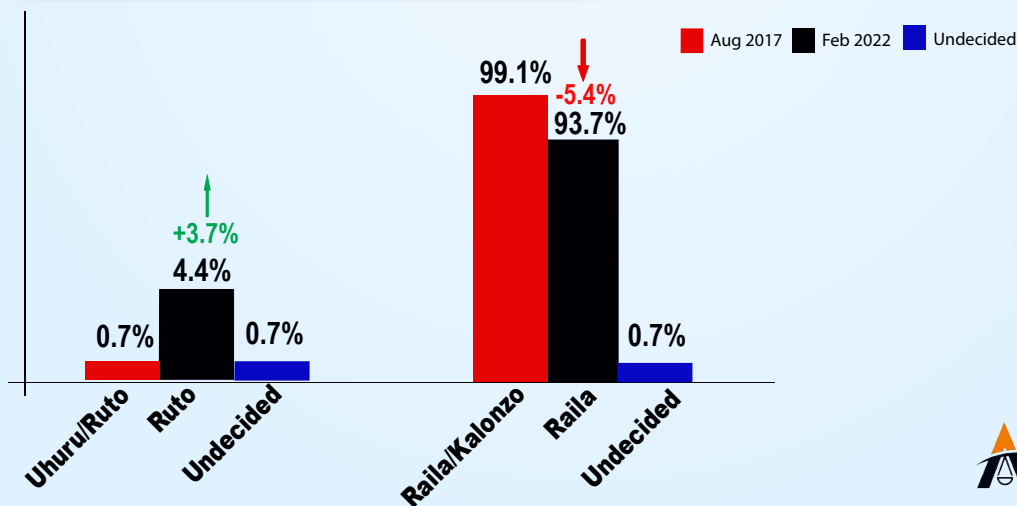


UNDECIDED
0.7%



OTHERS
0.3%

I.E.B.C Election Results 2017 vs Today's Popularity





RAILA ODINGA
82.2%



WILLIAM RUTO
14.6%



KALONZO MUSYOKA
0.7%



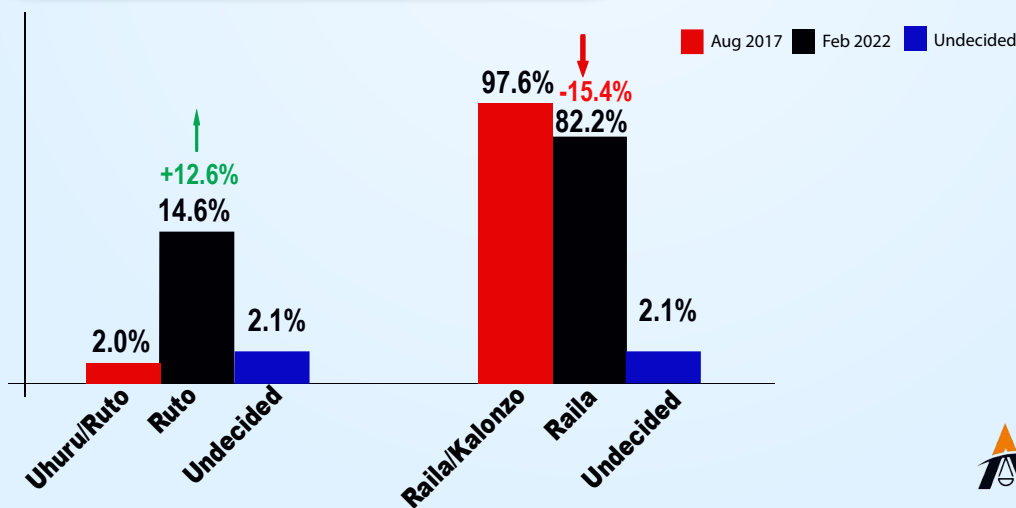
UNDECIDED
2.1%



OTHERS
0.4%

Q: 'If elections were held today, who would you vote for as PRESIDENT?'

I.E.B.C Election Results 2017 vs Today's Popularity



Q: 'If elections were held today, who would you vote for as PRESIDENT?'



RAILA ODINGA

92.3%



WILLIAM RUTO

6.1%



KALONZO MUSYOKA

0.9%



UNDECIDED

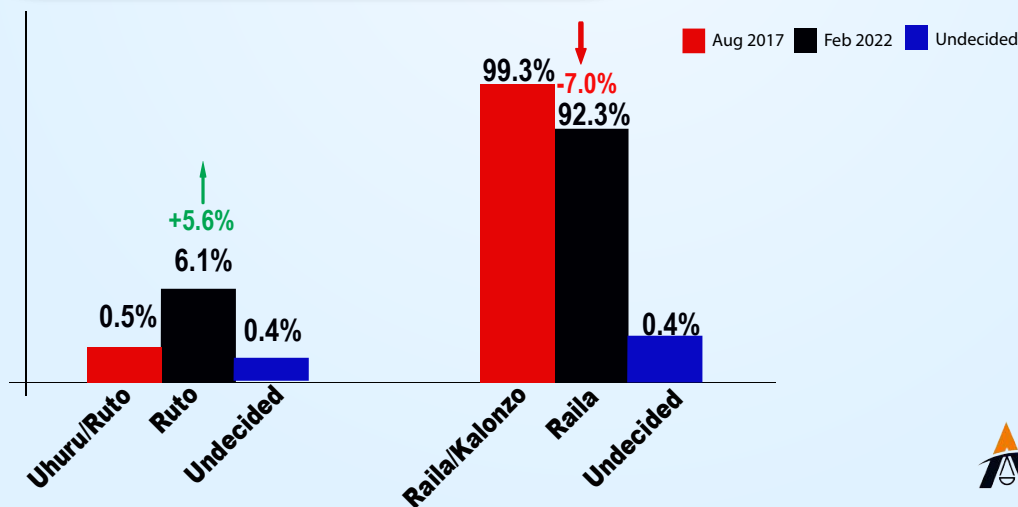
0.4%



OTHERS

0.3%

I.E.B.C Election Results 2017 vs Today's Popularity



Q: 'If elections were held today, who would you vote for as PRESIDENT?'



RAILA ODINGA
89.2%



WILLIAM RUTO
7.8%



KALONZO MUSYOKA
0.7%

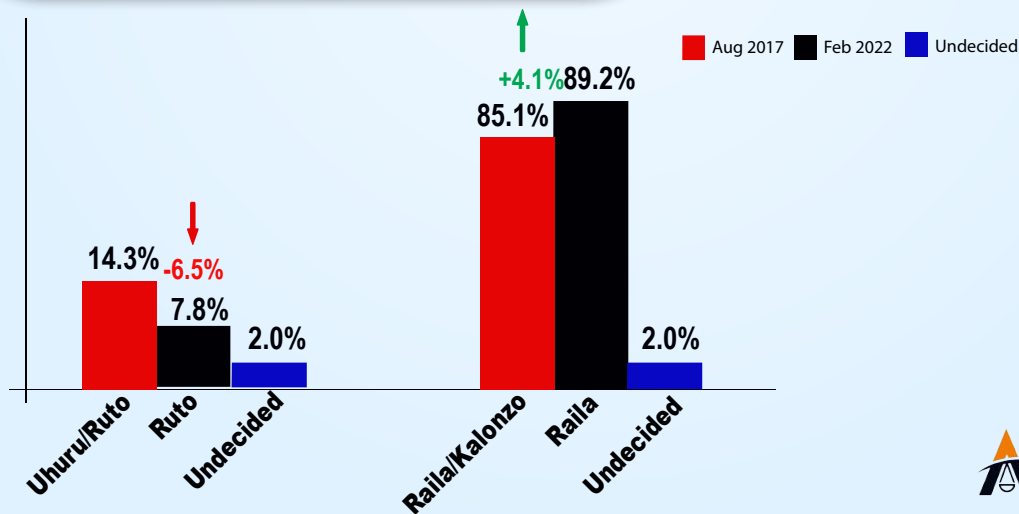


UNDECIDED
2.0%



OTHERS
0.3%

I.E.B.C Election Results 2017 vs Today's Popularity



Q: 'If elections were held today, who would you vote for as PRESIDENT?'



RAILA ODINGA

62.3%

WILLIAM RUTO

36.4%

KALONZO MUSYOKA

0.7%

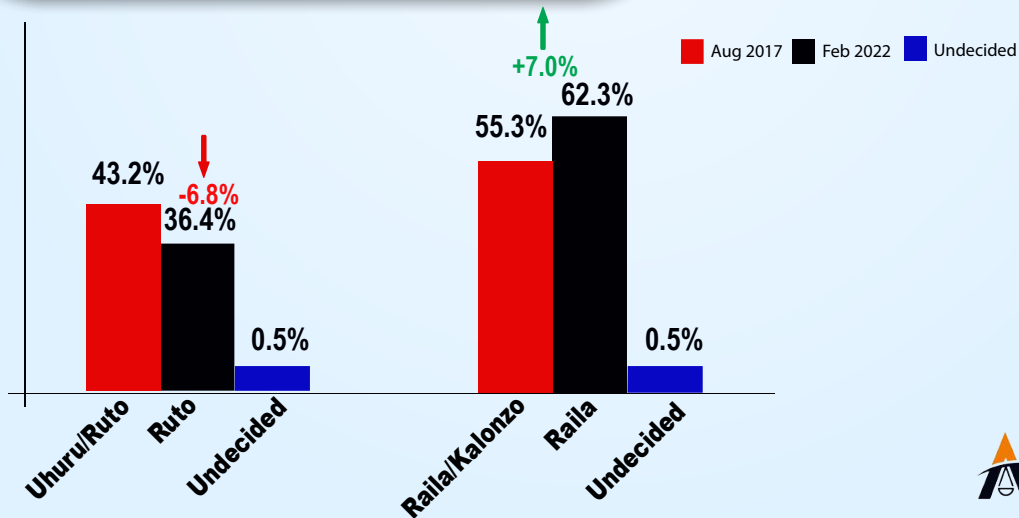
UNDECIDED

0.5%

OTHERS

0.1%

I.E.B.C Election Results 2017 vs Today's Popularity



Q: 'If elections were held today, who would you vote for as PRESIDENT?'



RAILA ODINGA

57.5%

WILLIAM RUTO

39.1%

KALONZO MUSYOKA

2.2%

UNDECIDED

0.5%

OTHERS

0.7%

I.E.B.C Election Results 2017 vs Today's Popularity

