



Brands Rating, Research & Consultancy

Kitamu House 6th Floor,
Rm 25, Tubman Road
P.O. Box 987 – 00300,
Nairobi, Kenya.
Tel: 0735 555 518 / 0735 555 512
Email: info@mizaniafrica.com
Website: www.mizaniafrica.com

KIRINYAGA COUNTY OPINION POLL RELEASE BY MIZANI AFRICA

Table of Contents

INTRODUCTION	3
GOVERNOR	4
PERFORMANCE RATING	4
MWEA CONSTITUENCY	6
GICHUGU CONSTITUENCY	11
KIRINYAGA CENTRAL CONSTITUENCY	14
NDIA CONSTITUENCY	17
OVERALL COUNTY VOTING-BACK POLL RATING	19
IMPEACHMENT RESPONSES	20
MWEA CONSTITUENCY	21
GICHUGU CONSTITUENCY	21
KIRINYAGA CENTRAL	22
NDIA CONSTITUENCY	22
COUNTY OVERALL ON IMPEACHMENT RESPONSES	23
DEPUTY GOVERNOR	24
SPEAKER OF THE COUNTY ASSEMBLY	27
SENATOR	30
WOMEN REPRESENTATIVE	32
MEMBER OF PARLIAMENT GICHUGU CONSTITUENCY	34
MEMBER OF PARLIAMENT MWEA CONSTITUENCY	36
MEMBER OF PARLIAMENT KIRINYAGA CENTRAL CONSTITUENCY	38
MEMBER OF PARLIAMENT KIRINYAGA CENTRAL CONSTITUENCY	40
MEMBERS OF COUNTY ASSEMBLY	42

INTRODUCTION

The research was conducted throughout 20 wards in Kirinyaga County.

Period: 2nd June to 14th June 2020.

Sample size: 600

Margin of error: +/- 3

Confidence level: 95%

The demographic Split was by:

AGE		GENDER	
Under 30	40%	Male	48%
31 - 50	35%	Female	52%
Above 50	25%		

FINANCE: SELF-FUNDED

GOVERNOR

PERFORMANCE RATING

KIRINYAGA COUNTY: WARD-BASED PERFORMANCE RATING FOR GOV. ANNE WAIGURU

In the scale of 1-10, how would you rate the performance of the current Governor of Kirinyaga County H.E Anne Waiguru for the last two & a half years in office?

PERFORMANCE RATING	Wamumu Ward	Gathigiriri Ward	Kangai Ward	Murinduko Ward	Mutithi Ward	Nyangati Ward	Tebere Ward	Thiba Ward	AGGREGATE RATING
MWEA CONSTITUENCY	59.8%	60.1%	64.3%	61.7%	65.7%	57.4%	63.6%	79.4%	62.8%

PERFORMANCE RATING	Baragwi Ward	Kabare Ward	Karumandi Ward	Ngariama Ward	Njuki-ini Ward	AGGREGATE RATING
GICHUGU CONSTITUENCY	50.7%	59.3%	64.9%	85.8%	78.8%	67.9%

PERFORMANCE RATING	Inoi Ward	Kanyeki-ini Ward	Kerugoya Ward	Mutira Ward	AGGREGATE RATING
KIRINYAGA CENTRAL CONSTITUENCY	54.3%	60.3%	53.7%	66.8%	58.8%

PERFORMANCE RATING	Kiine Ward	Kariti Ward	Mukure Ward	AGGREGATE RATING
NDIA CONSTITUENCY	69.2%	71.7%	55.4%	65.4%

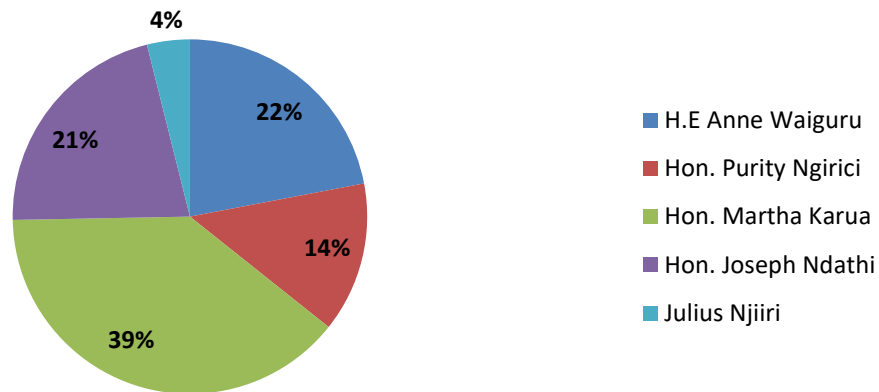
GRAND AVERAGE RATING
63.7%

**IF ELECTIONS WERE HELD TODAY, WHO
WOULD YOU VOTE FOR AS THE NEXT
GOVERNOR OF KIRINYAGA COUNTY?**

MWEA CONSTITUENCY

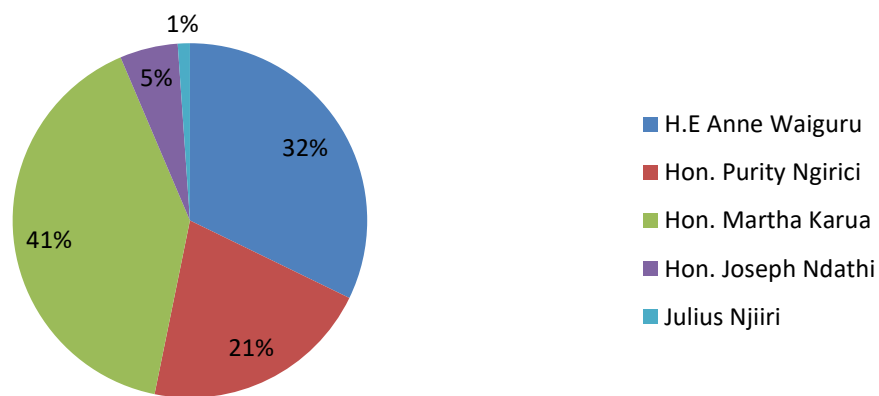
Wamumu Ward

If elections were held today who would you vote for as the next governor of Kirinyaga County?



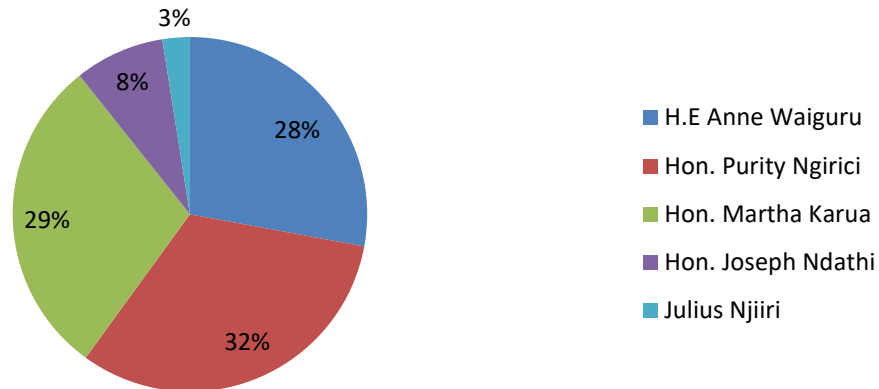
Gathigiriri Ward

If elections were held today who would you vote for as the next governor of Kirinyaga County?



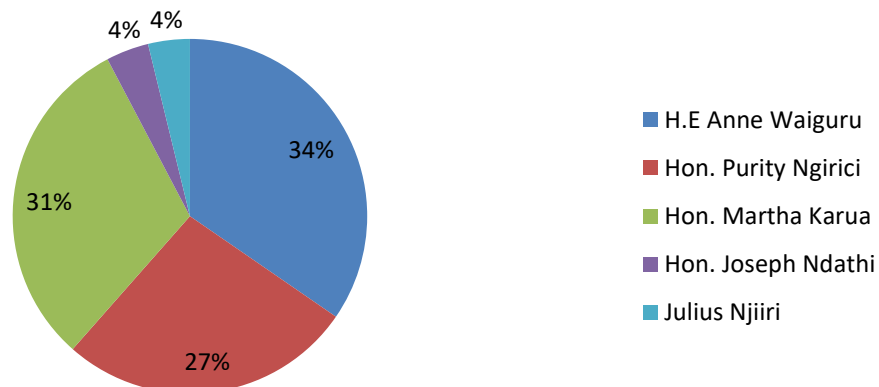
Kangai Ward

If elections were held today who would you vote for as the next governor of Kirinyaga County?



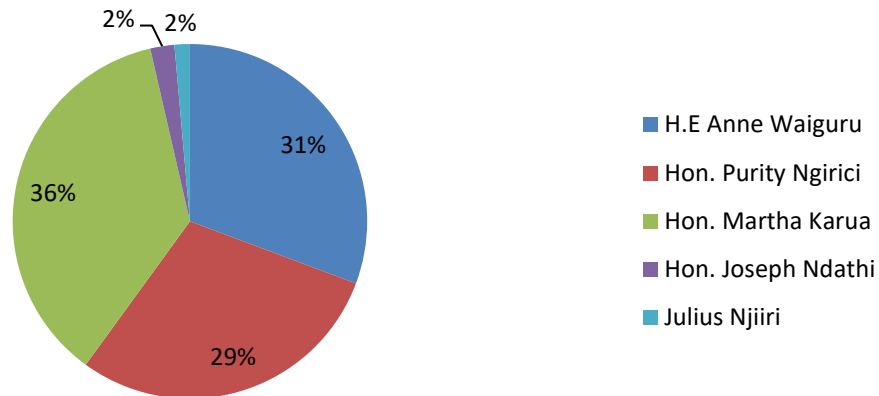
Murinduko Ward

If elections were held today who would you vote for as the next governor of Kirinyaga County?



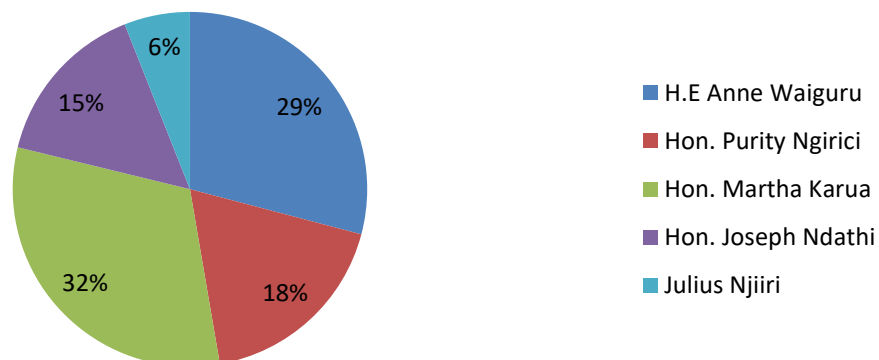
Mutithi Ward

If elections were held today who would you vote for as the next governor of Kirinyaga County?



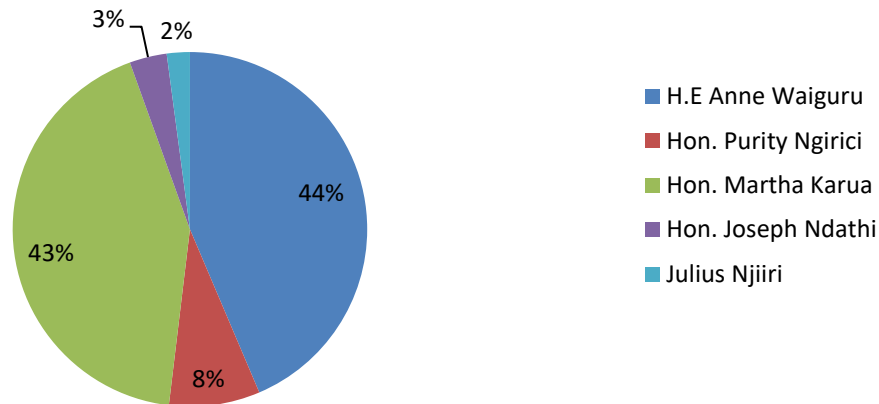
Nyangati Ward

If elections were held today who would you vote for as the next governor of Kirinyaga County?



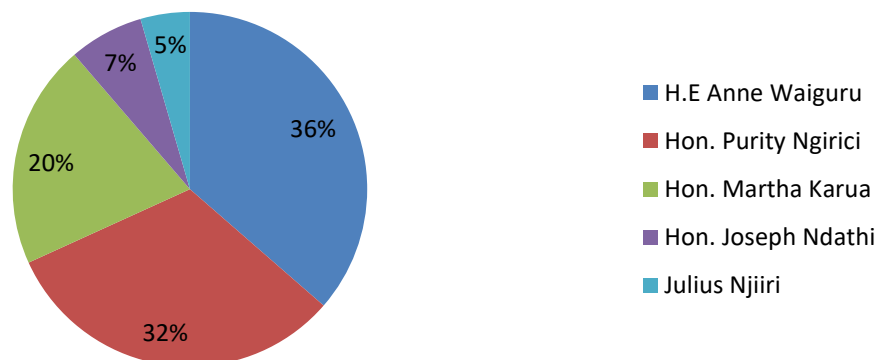
Tebere Ward

If elections were held today who would you vote for as the next governor of Kirinyaga County?



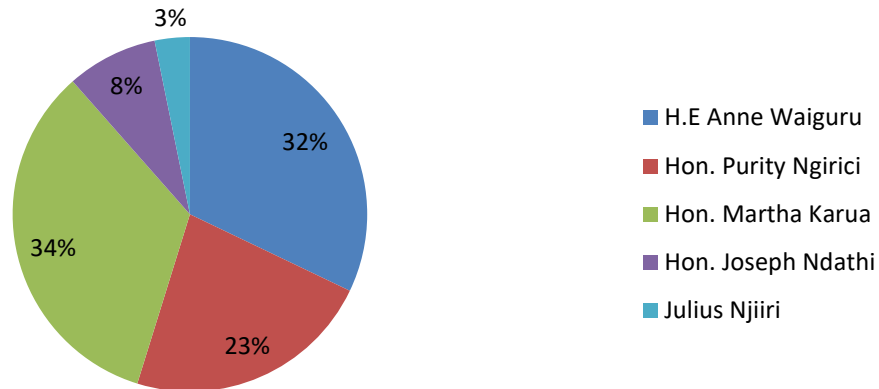
Thiba Ward

If elections were held today who would you vote for as the next governor of Kirinyaga County?



MWEA CONSTITUENCY AGGREGATE

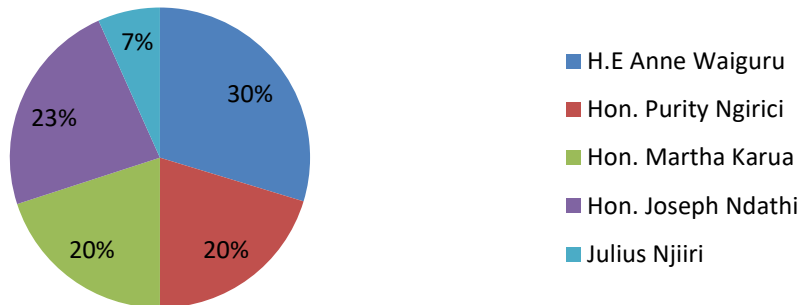
**If elections were held today who would you
vote for as the next governor of Kirinyaga
County?**



GICHUGU CONSTITUENCY

Baragwi Ward

If elections were held today who would you vote for as the next governor of Kirinyaga County?



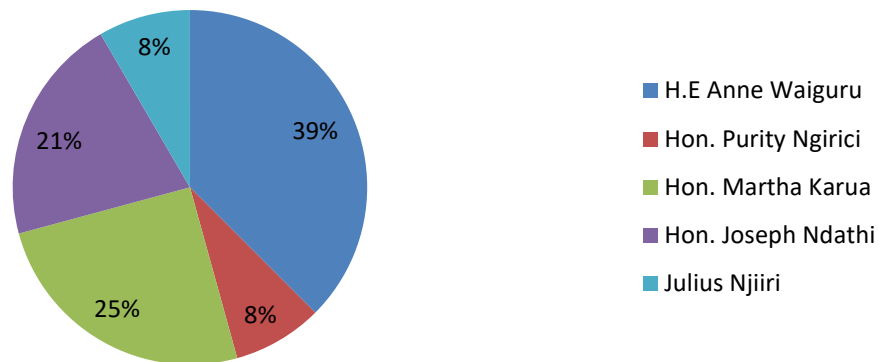
Kabare Ward

If elections were held today who would you vote for as the next governor of Kirinyaga County?



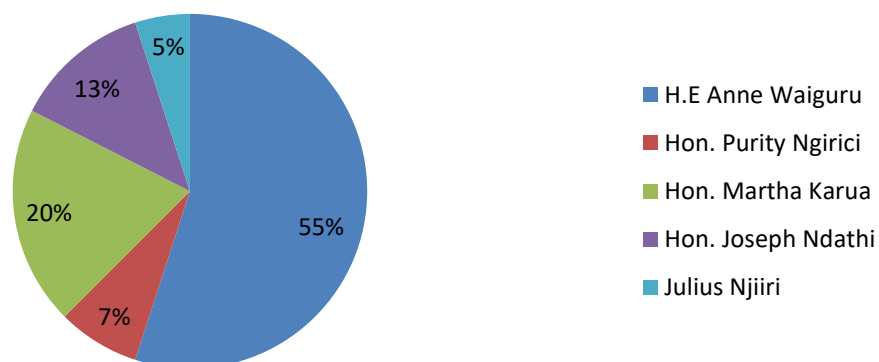
Karumandi Ward

If elections were held today who would you vote for as the next governor of Kirinyaga County?



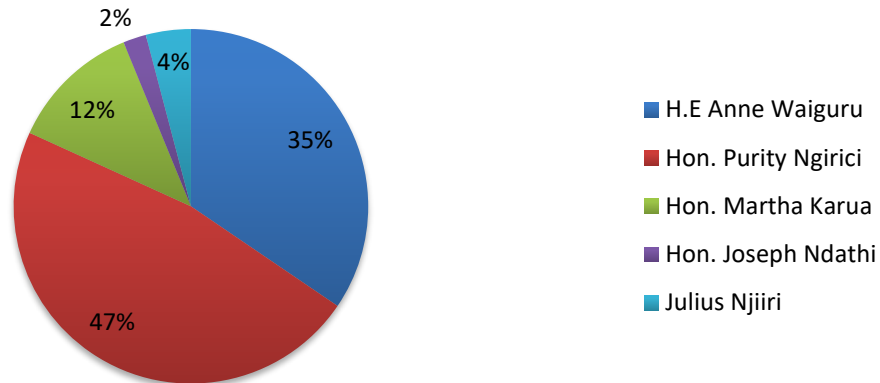
Ngariama Ward

If elections were held today who would you vote for as the next governor of Kirinyaga County?



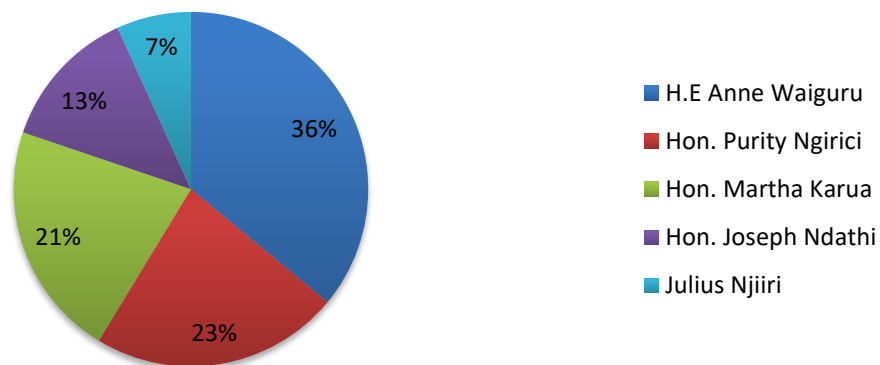
Njuki-ini Ward

If elections were held today who would you vote for as the next governor of Kirinyaga County?



GICHUGU CONSTITUENCY AGGREGATE

If elections were held today who would you vote for as the next governor of Kirinyaga County?



KIRINYAGA CENTRAL CONSTITUENCY

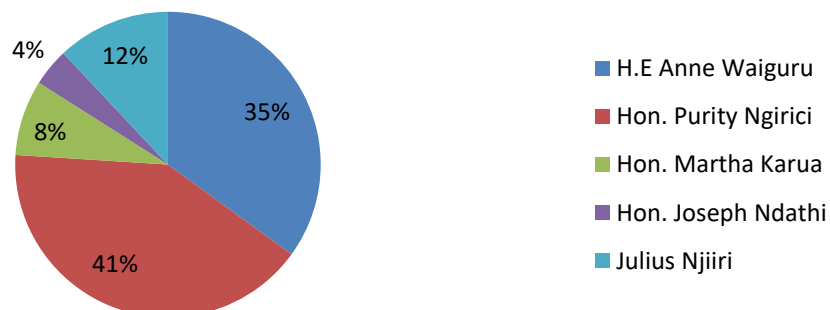
Inoi Ward

If elections were held today who would you vote for as the next governor of Kirinyaga County?



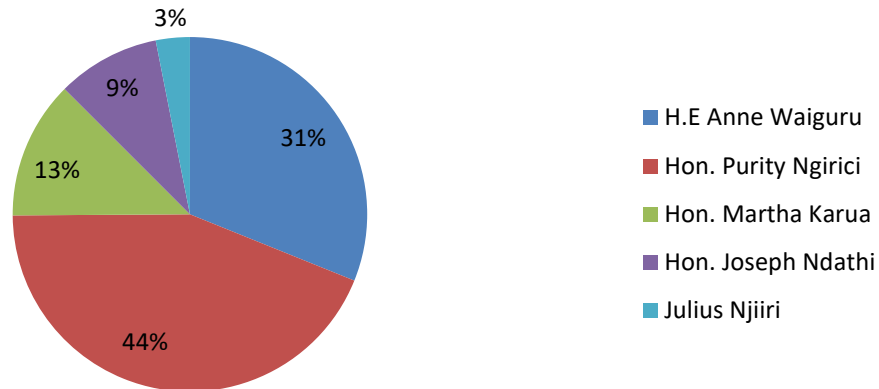
Kanyeki-ini Ward

If elections were held today who would you vote for as the next governor of Kirinyaga County?



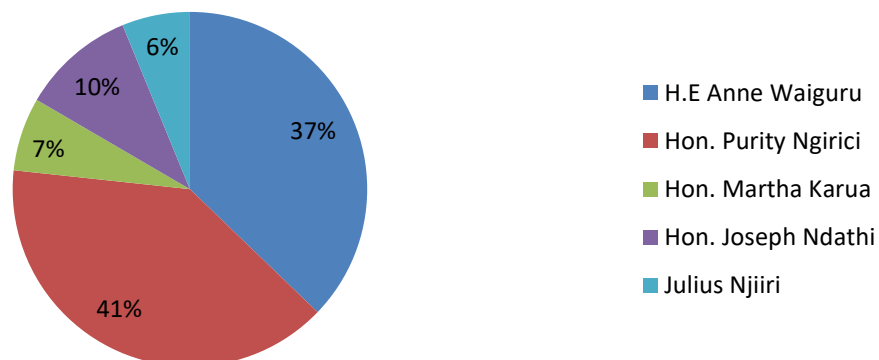
Keruguya Ward

If elections were held today who would you vote for as the next governor of Kirinyaga County?



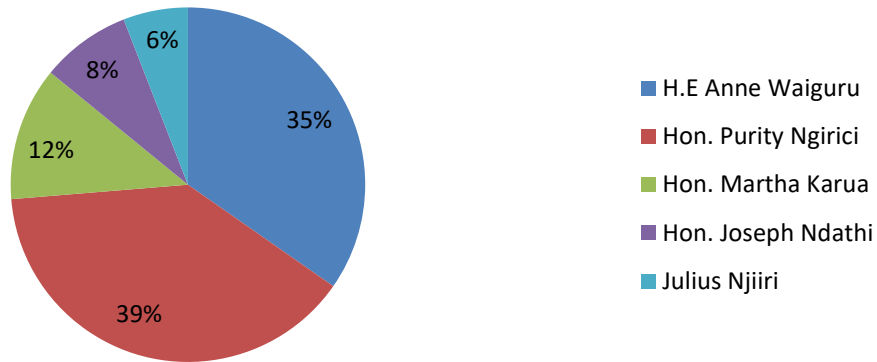
Mutira Ward

If elections were held today who would you vote for as the next governor of Kirinyaga County?



KERUGOYA CENTRAL AGGREGATE

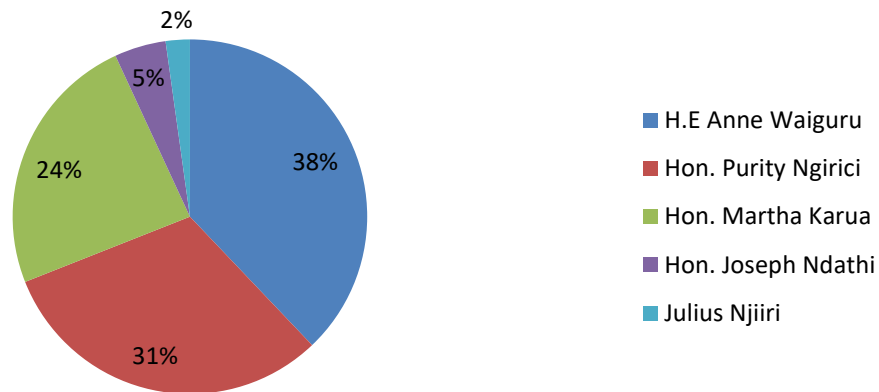
**If elections were held today who would you
vote for as the next governor of Kirinyaga
County?**



NDIA CONSTITUENCY

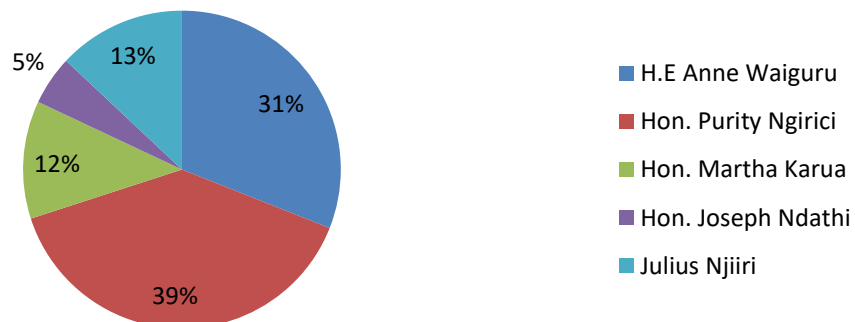
Kariti Ward

If elections were held today who would you vote for as the next governor of Kirinyaga County?



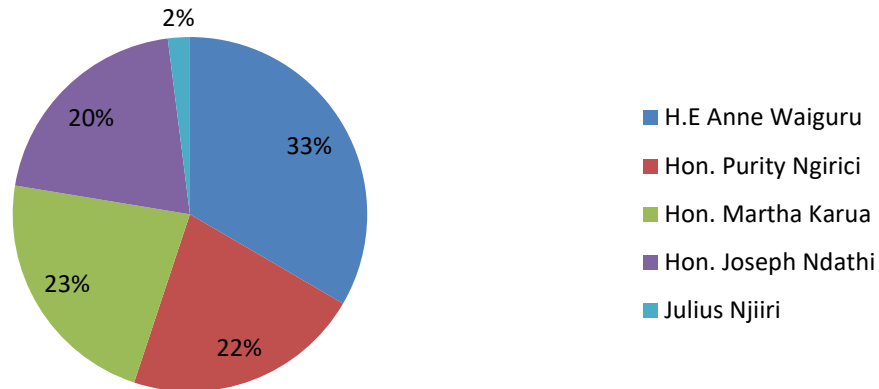
Kiine Ward

If elections were held today who would you vote for as the next governor of Kirinyaga County?



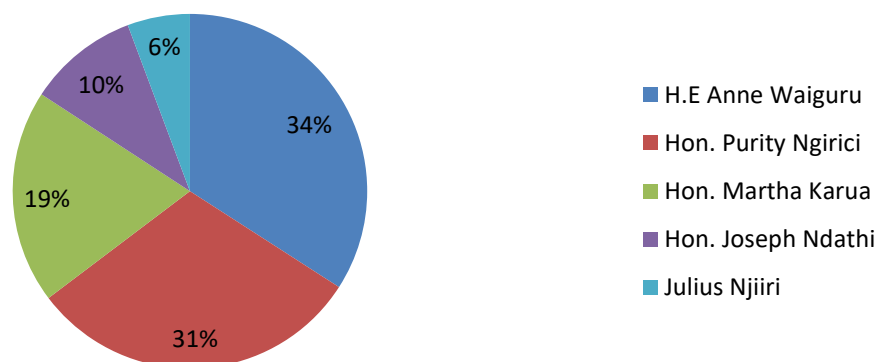
Mukure Ward

If elections were held today who would you vote for as the next governor of Kirinyaga County?



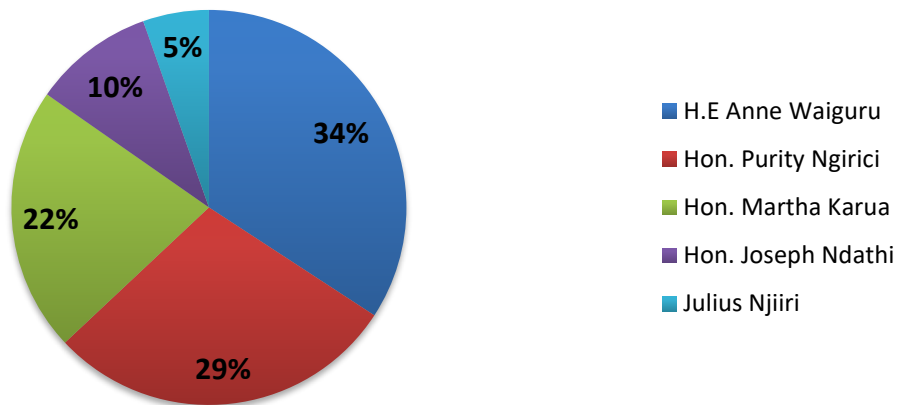
NDIA CONSTITUENCY AGGREGATE

If elections were held today who would you vote for as the next governor of Kirinyaga County?



OVERALL COUNTY VOTING-BACK POLL RATING

**If elections were held today who would you vote for
as the next governor of Kirinyaga County?**



IMPEACHMENT RESPONSES

IMPEACHMENT (BREAKDOWN OF WARDS RESPONSES)

The question was:

Do you support the recent impeachment of Gov Anne Waiguru by Kirinyaga County Assembly members?

MWEA CONSTITUENCY	Wamumu Ward	Gathigiriri Ward	Kangai Ward	Murinduko Ward	Mutithi Ward	Nyangati Ward	Tebere Ward	Thiba Ward
YES	37%	26.9%	31%	21.2%	25%	26%	29%	19.6%
NO	20%	56.8%	57.3%	61%	65%	46.1%	71%	67%
NOT SURE	43%	16.3%	11.7%	17.9%	10%	27.9%		3.4%

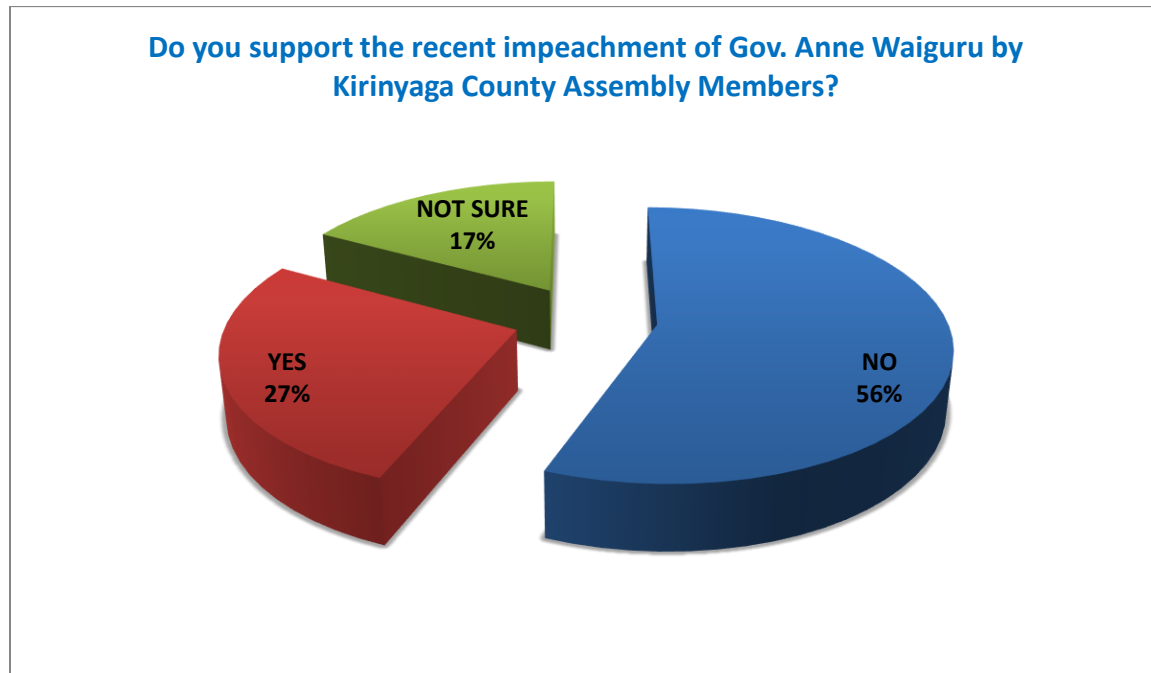
GICHUGU CONSTITUENCY	Baragwi Ward	Kabare Ward	Karumandi Ward	Ngariama Ward	Njuki-ini Ward
YES	16.8%	33.4%	33.1%	11.3%	22%
NO	69%	48.2%	66.9%	79.8%	57.5%
NOT SURE	14.2%	18.4%		8.9%	20.5%

KIRINYAGA CENTRAL CONSTITUENCY	Inoi Ward	Kanyeki-ini Ward	Kerugoya Ward	Mutira Ward
YES	15%	18.1%	27%	21.7%
NO	75%	62.7%	54.8%	54.8%
NOT SURE	10%	19.2%	18.2%	23.5%

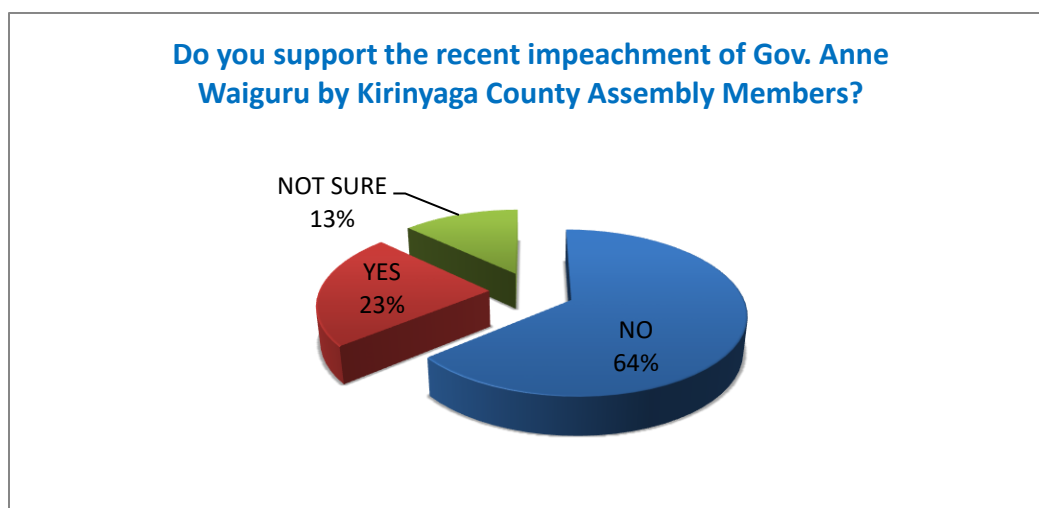
NDIA CONSTITUENCY	Kiine Ward	Kariti Ward	Mukure Ward
YES	24%	9.8%	17%
NO	59%	70.2%	69%
NOT SURE	17%	20%	14%

IMPEACHMENT CHARTS

MWEA CONSTITUENCY

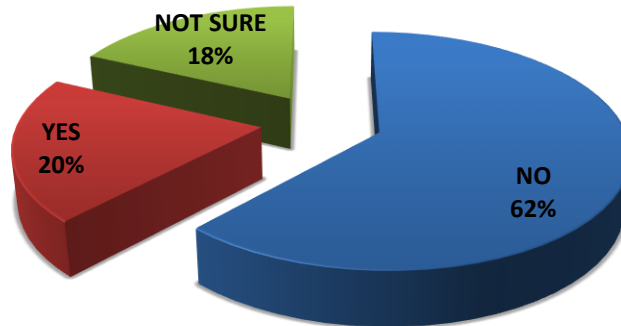


GICHUGU CONSTITUENCY



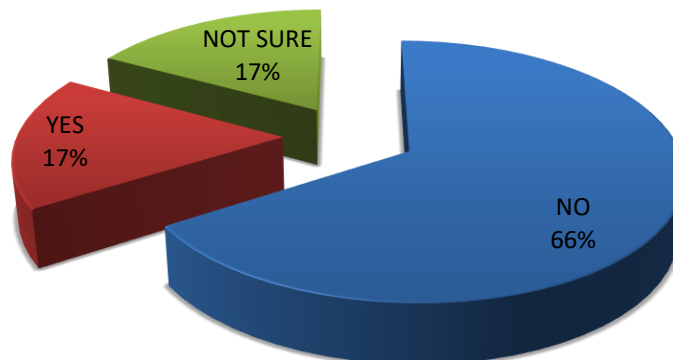
KIRINYAGA CENTRAL

Do you support the recent impeachment of Gov. Anne Waiguru by Kirinyaga County Assembly Members?

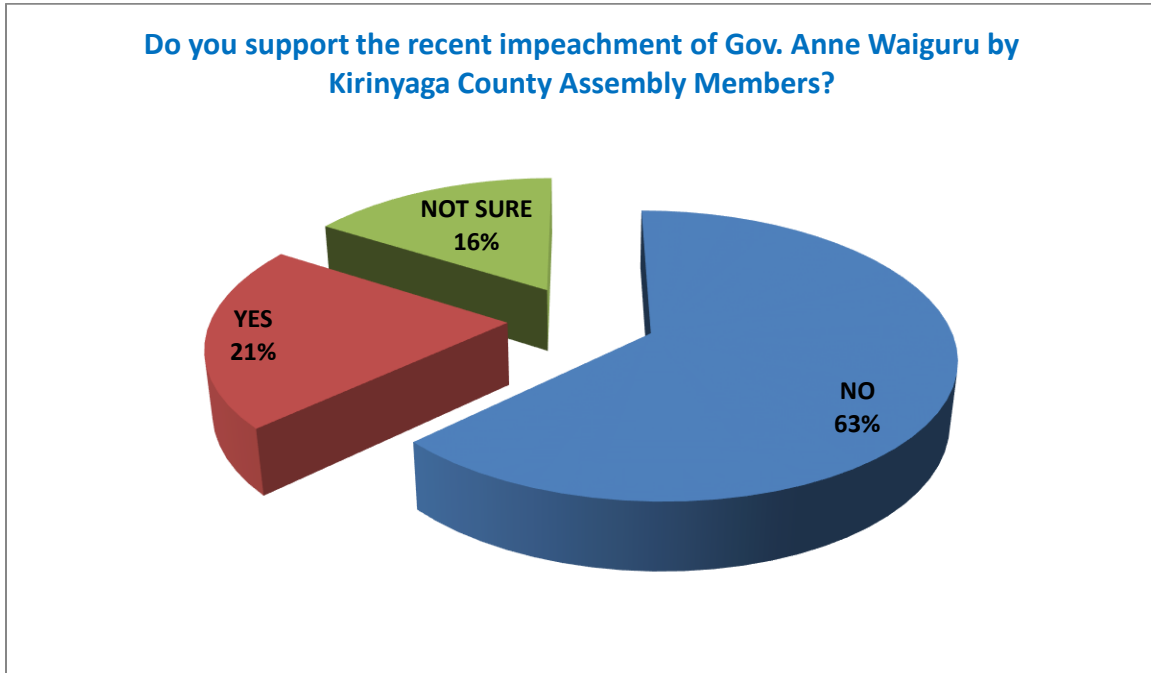


NDIA CONSTITUENCY

Do you support the recent impeachment of Gov. Anne Waiguru by Kirinyaga County Assembly Members?



COUNTY OVERALL ON IMPEACHMENT RESPONSES



According to Kirinyaga County only 21% were in support of the impeachment of the current Gov Anne Waiguru. 63% were against the impeachment while 16% have not made up their mind.

DEPUTY GOVERNOR

KIRINYAGA COUNTY: WARD-BASED PERFORMANCE RATING FOR DEPUTY GOVERNOR HON. PETER NDAMBIRI

The question was:

Rate the performance of the Deputy Governor Hon. Peter Ndambiri in terms of how well he has supported the governor to deliver on her mandate and promises.

PERFORMANCE RATING	Wamumu Ward	Gathigiriri Ward	Kangai Ward	Murinduko Ward	Mutithi Ward	Nyangati Ward	Tebere Ward	Thiba Ward	AGGREGATE RATING
MWEA CONSTITUENCY	33.9%	22.6%	33.6%	36.2%	30.4%	36.7%	36.9%	51.8%	35.3%

PERFORMANCE RATING	Baragwi Ward	Kabare Ward	Karumandi Ward	Ngariama Ward	Njuki-ini Ward	AGGREGATE RATING
GICHUGU CONSTITUENCY	26.7%	32.3%	23.5%	58.8%	29.2%	34.1%

PERFORMANCE RATING	Inoi Ward	Kanyeki-ini Ward	Kerugoya Ward	Mutira Ward	AGGREGATE RATING
KIRINYAGA CENTRAL CONSTITUENCY	21.5%	20%	18.8%	26.8%	21.8%

PERFORMANCE RATING	Kiine Ward	Kariti Ward	Mukure Ward	AGGREGATE RATING
NDIA CONSTITUENCY	36%	32.8%	26.3%	31.7%

GRAND AVERAGE RATING
30.7%

DEPUTY GOVERNOR SUGGESTED POST

The question was:

Which elective political position would you suggest the Deputy Governor Joseph Ndambiri should contest in 2022 general election?

MWEA CONSTITUENCY	Wamumu Ward	Gathigiriri Ward	Kangai Ward	Murinduko Ward	Mutithi Ward	Nyangati Ward	Tebere Ward	Thiba Ward
Governor	3.9%		3.6%	15.4%	10.7%	30.3%	8.3%	27.3%
Deputy Governor	3.9%	13.2%	14.3%	11.5%	17.9%	6.1%	36.1%	13.6%
Speaker								
Senator		2.6%	7.1%	3.8%	3.6%	3%		
M.P	2%					3%		
M.C.A	7.8%		7.1%	11.5%	3.6%	3%	8.3%	9.1%
Go Home	82.4%	84.2%	67.9%	57.7%	64.3%	54.5%	47.2%	50%

GICHUGU CONSTITUENCY	Baragwi Ward	Kabare Ward	Karumandi Ward	Ngariama Ward	Njuki-ini Ward
Governor	6.7%	13.3%	7.7%	2.5%	18.4%
Deputy Governor	3.3%	10%		35%	6.1%
Speaker	3.3%				
Senator	3.3%		3.8%	5%	6.1%
M.P	3.3%	3.3%		7.5%	
M.C.A	3.4%	3.3%	11.6%		
Go Home	76.7%	70.1%	76.9%	50%	69.4%

KIRINYAGA CENTRAL CONSTITUENCY	Inoi Ward	Kanyeki-ini Ward	Kerugoya Ward	Mutira Ward
Governor	3.7%	3.1%		12.9%
Deputy Governor			3.1%	6.5%
Speaker		3.1%		3.2%
Senator	3.7%	6.3%		
M.P		3.1%		
M.C.A	3.7%	15.6%		6.4%
Go Home	88.9%	68.8%	96.9%	71%

NDIA CONSTITUENCY	Kiine Ward	Kariti Ward	Mukure Ward
Governor	3.4%	8%	21.9%
Deputy Governor	13.8%	20%	3.1%
Speaker	3.4%		
Senator	10.3%	16%	
M.P	3.4%		
M.C.A	6.9%	8%	12.5%
Go Home	58.6%	48%	62.5%

SPEAKER OF THE COUNTY ASSEMBLY

COUNTY ASSEMBLY SPEAKER'S WARD-BASED PERFORMANCE RATING

The question was:

On a scale of 1-10, how would you rate the performance of the Current Speaker of Kirinyaga County Assembly Hon. Antony Gathumbi in terms of how well he has coordinated the county assembly business for the last two and a half years?

PERFORMANCE RATING	Wamumu Ward	Gathigiriri Ward	Kangai Ward	Murinduko Ward	Mutithi Ward	Nyangati Ward	Tebere Ward	Thiba Ward	AGGREGATE RATING
MWEA CONSTITUENCY	42.7%	36.8%	37.5%	29.2%	22.1%	32.1%	38.9%	53%	36.5%

PERFORMANCE RATING	Baragwi Ward	Kabare Ward	Karumandi Ward	Ngariama Ward	Njuki-ini Ward	AGGREGATE RATING
GICHUGU CONSTITUENCY	30.7%	31.3%	35.8%	28.3%	37.6%	32.7%

PERFORMANCE RATING	Inoi Ward	Kanyeki-ini Ward	Kerugoya Ward	Mutira Ward	AGGREGATE RATING
KIRINYAGA CENTRAL CONSTITUENCY	35.2%	27.8%	39.7%	34.2%	34.2%

PERFORMANCE RATING	Kiine Ward	Kariti Ward	Mukure Ward	AGGREGATE RATING
NDIA CONSTITUENCY	39.6%	39%	44.1%	40.9%

GRAND AVERAGE RATING
36.1%

COUNTY ASSEMBLY SPEAKER'S SUGGESTED POST

The question was:

Which elective political position would you suggest the current Speaker of Kirinyaga County Assembly Hon. Anthony Gathumbi to contest in the 2022 general election?

MWEA CONSTITUENCY	Wamumu Ward	Gathigiriri Ward	Kangai Ward	Murinduko Ward	Mutithi Ward	Nyangati Ward	Tebere Ward	Thiba Ward
Governor	3.9%		17.9%	7.7%		18.2%		
Deputy Governor	2%							
Speaker	80.4%	31.6%	42.9%	50%	28.6%	36.3%	25%	61.4%
Senator	2%	7.9%			3.6%		41.7%	2.2%
M.P					7.1%	10%	2.8%	
M.C.A	2%	7.9%	7.1%		3.6%	8.2%		
Go Home	9.7%	52.6%	32.1%	42.3%	57.1%	27.3%	30.5%	36.4%

GICHUGU CONSTITUENCY	Baragwi Ward	Kabare Ward	Karumandi Ward	Ngariama Ward	Njuki-ini Ward
Governor	3.3%	10.1%	7.7%		
Deputy Governor			3.8%		
Speaker	43.3%	13.3%	23.2%	15%	12.2%
Senator	6.7%	13.3%	3.9%	10%	12%
M.P		3.3%	3.8%		2.4%
M.C.A	6.7%		3.8%	10%	2%
Go Home	40%	60%	53.8%	65%	71.4%

KIRINYAGA CENTRAL CONSTITUENCY	Inoi Ward	Kanyeki-ini Ward	Kerugoya Ward	Mutira Ward
Governor	3.7%	6.3%	6.3%	6.5%
Deputy Governor		9.4%		3.2%
Speaker	40.7%	31.3%	21.8%	32.3%
Senator		9.4%	3.1%	3.2%
M.P		3.1%		19.4%
M.C.A	18.5%	3%	6.3%	
Go Home	37.1%	37.5%	62.5%	35.4%

NDIA CONSTITUENCY	Kiine Ward	Kariti Ward	Mukure Ward
Governor	3.4%	4%	
Deputy Governor			3.1%
Speaker	62.1%	40%	37.5%
Senator	10.3%		18.8%
M.P		4%	
M.C.A		12%	
Go Home	24.2%	40%	40.6%

SENATOR

KIRINYAGA COUNTY: WARD-BASED PERFORMANCE RATING FOR SEN. CHARLES KIBIRU

The question was:

In the scale of 1-10, how would you rate the performance of the current Senator of Kirinyaga County Hon. Charles Kibiru for the last two & a half years in office?

PERFORMANCE RATING	Wamumu Ward	Gathigiriri Ward	Kangai Ward	Murinduko Ward	Mutithi Ward	Nyangati Ward	Tebere Ward	Thiba Ward	AGGREGATE RATING
MWEA CONSTITUENCY	25.9%	29.5%	31.4%	43.5%	28.6%	42.7%	32.2%	50.2%	35.5%

PERFORMANCE RATING	Baragwi Ward	Kabare Ward	Karumandi Ward	Ngariama Ward	Njuki-ini Ward	AGGREGATE RATING
GICHUGU CONSTITUENCY	26.3%	31.7%	33.5%	33.8%	39%	32.9%

PERFORMANCE RATING	Inoi Ward	Kanyeki-ini Ward	Kerugoya Ward	Mutira Ward	AGGREGATE RATING
KIRINYAGA CENTRAL CONSTITUENCY	23.7%	28.1%	31.3%	33.2%	29.1%

PERFORMANCE RATING	Kiine Ward	Kariti Ward	Mukure Ward	AGGREGATE RATING
NDIA CONSTITUENCY	25.2%	29.7%	24.4%	26.4%

GRAND AVERAGE RATING
31%

SENATOR VOTING-BACK POLL RATING

The question was:

If elections were held today, would you vote back Hon. Charles Kibiru as the senator for Kirinyaga County?

MWEA CONSTITUENCY	Wamumu Ward	Gathigiriri Ward	Kangai Ward	Murinduko Ward	Mutithi Ward	Nyangati Ward	Tebere Ward	Thiba Ward
YES	3.9%	18.4%	7.1%	34.6%	14.3%	42.4%	19.4%	31.8%
NO	56.9%	71.1%	50%	42.3%	71.4%	48.5%	72.2%	40.9%
NOT SURE	39.2%	10.5%	42.9%	23.1%	14.3%	9.1%	8.4%	27.3%

GICHUGU CONSTITUENCY	Baragwi Ward	Kabare Ward	Karumandi Ward	Ngariama Ward	Njuki-ini Ward
YES	13.3%	23.3%	30.8%	15%	22.4%
NO	76.7%	63.4%	57.7%	52.5%	30.6%
NOT SURE	10%	13.3%	11.5%	32.5%	47%

KIRINYAGA CENTRAL CONSTITUENCY	Inoi Ward	Kanyeki-ini Ward	Kerugoya Ward	Mutira Ward
YES	7.4%	18.8%	21.9%	16.1%
NO	77.8%	59.4%	71.9%	71%
NOT SURE	14.8%	21.8%	6.2%	12.9%

NDIA CONSTITUENCY	Kiine Ward	Kariti Ward	Mukure Ward
YES	4%	6.9%	15.6%
NO	88%	79.3%	75%
NOT SURE	8%	13.8%	9.4%

WOMEN REPRESENTATIVE

KIRINYAGA COUNTY: WARD-BASED PERFORMANCE RATING FOR WOMEN REP. PURITY NGIRICI

The question was:

In the scale of 1-10, how would you rate the performance of the current Women Representative of Kirinyaga County Hon. Purity Ngirici for the last two & a half years in office?

PERFORMANCE RATING	Wamumu Ward	Gathigiriri Ward	Kangai Ward	Murinduko Ward	Mutithi Ward	Nyangati Ward	Tebere Ward	Thiba Ward	AGGREGATE RATING
MWEA CONSTITUENCY	67.8%	49.7%	56.8%	64.6%	54.3%	57.3%	54.4%	72.3%	59.7%

PERFORMANCE RATING	Baragwi Ward	Kabare Ward	Karumandi Ward	Ngariam Ward	Njuki-ini Ward	AGGREGATE RATING
GICHUGU CONSTITUENCY	62.7%	48.3%	50%	51.8%	58.2%	54.2%

PERFORMANCE RATING	Inoi Ward	Kanyeki-ini Ward	Kerugoya Ward	Mutira Ward	AGGREGATE RATING
KIRINYAGA CENTRAL CONSTITUENCY	57.8%	62.2%	45.3%	58.1%	55.9%

PERFORMANCE RATING	Kiine Ward	Kariti Ward	Mukure Ward	AGGREGATE RATING
NDIA CONSTITUENCY	64.4%	61.7%	64.1%	63.4%

GRAND AVERAGE RATING
58.3%

WOMEN REP VOTING-BACK POLL RATING

The question was:

If elections were held today, would you vote back Hon. Purity Ngirici as the women rep for Kirinyaga County?

MWEA CONSTITUENCY	Wamu mu Ward	Gathigiriri Ward	Kangai Ward	Murinduk o Ward	Mutithi Ward	Nyangati Ward	Tebere Ward	Thiba Ward
YES	54.9%	44.7%	67.9%	70.8%	71.4%	57.6%	58.3%	70.1%
NO	2%	7.9%	14.3%	11.5%	3.6%	9.1%		11.4%
NOT SURE	43.1%	47.4%	17.8%	17.7%	25%	33.3%	41.7%	18.5%

GICHUGU CONSTITUENCY	Baragwi Ward	Kabare Ward	Karumandi Ward	Ngariama Ward	Njuki-ini Ward
YES	73.3%	43.3%	50%	27.5%	69.4%
NO	13.3%	40%	38.5%	42.5%	10.2%
NOT SURE	13.4%	16.7%	11.5%	30%	20.4%

KIRINYAGA CENTRAL CONSTITUENCY	Inoi Ward	Kanyeki-ini Ward	Kerugoya Ward	Mutira Ward
YES	75.6%	76.9%	59.4%	69.5%
NO	17%	23.1%	34.4%	24%
NOT SURE	7.4%		6.2%	6.5%

NDIA CONSTITUENCY	Kiine Ward	Kariti Ward	Mukure Ward
YES	72%	58.6%	71.9%
NO	24%	31%	25%
NOT SURE	4%	10.3%	3.1%

MEMBER OF PARLIAMENT GICHUGU CONSTITUENCY

GICHUGU CONSTITUENCY: WARD-BASED PERFORMANCE RATING FOR MEMBER OF PARLIAMENT HON. ROBERT GICHIMU GITHINJI

The question was:

In the scale of 1-10, how would you rate the performance of the current Member of Parliament Hon. Robert Gichimu Githinji in terms of NG-CDF utilization and legislative mandate for the last 2 ½ years?

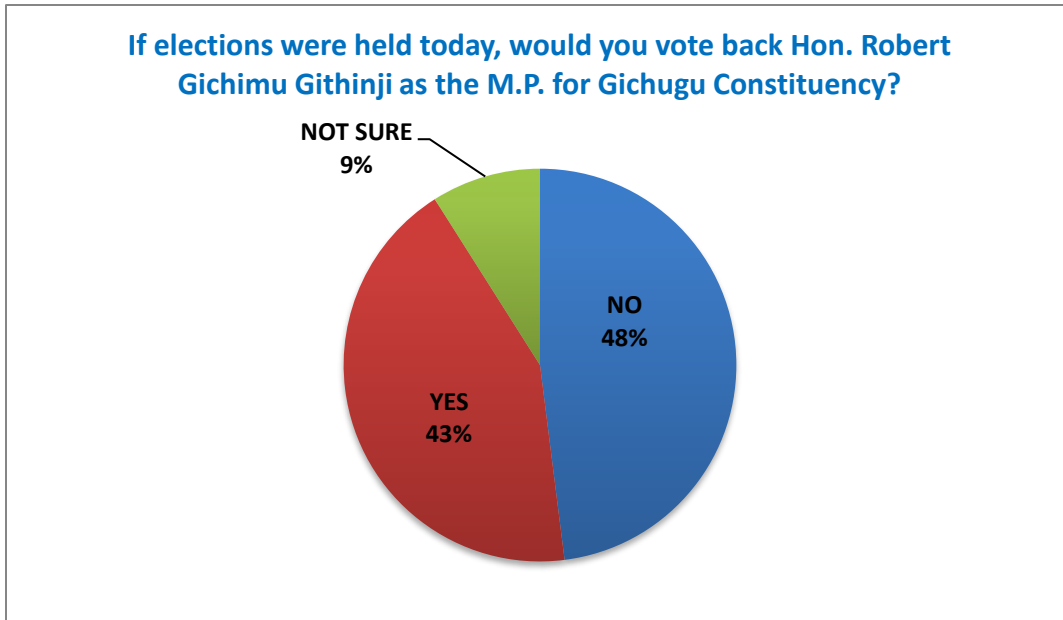
PERFORMANCE RATING	Baragwi Ward	Kabare Ward	Karumandi Ward	Ngariama Ward	Njuki-ini Ward	AGGREGATE RATING
GICHUGU CONSTITUENCY	27.3%	39%	41.9%	56.8%	47.8%	42.6%

The Question Was:

If elections were held today, would you vote back Hon. Robert Gichimu Githinji as the M.P. for Gichugu Constituency?

GICHUGU CONSTITUENCY	Baragwi Ward	Kabare Ward	Karumandi Ward	Ngariama Ward	Njuki-ini Ward
YES	16.7%	33.3%	15.4%	70%	79.6%
NO	76.7%	60%	57.7%	25%	20.4%
NOT SURE	6.6%	6.7%	26.9%	5%	

CONSTITUENCY OVERALL VOTE BACK RESPONSE FOR GICHUGU



MEMBER OF PARLIAMENT MWEA CONSTITUENCY

MWEA CONSTITUENCY: WARD-BASED PERFORMANCE RATING FOR MEMBER OF PARLIAMENT HON. JOSPHAT KABINGA WACHIRA

The question was:

In the scale of 1-10, how would you rate the performance of the current Member of Parliament Hon. Josphat Kabinga Wachira in terms of NG-CDF utilization and legislative mandate for the last 2 ½ years?

PERFORMANCE RATING	Wamumu Ward	Gathigiriri Ward	Kangai Ward	Murinduko Ward	Mutithi Ward	Nyangati Ward	Tebere Ward	Thiba Ward	AGGREGATE RATING
MWEA CONSTITUENCY	45.3%	36.1%	44.3%	48.8%	40.7%	39.1%	30%	53.4%	42.2%

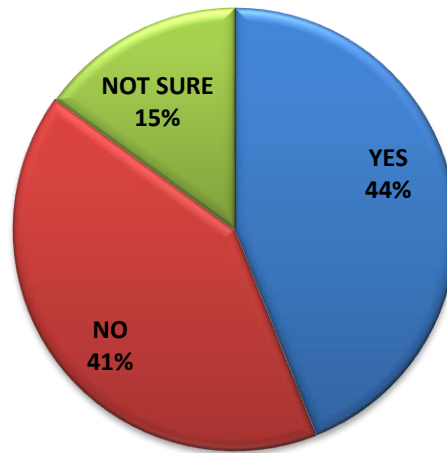
The question was:

If elections were held today, would you vote back Hon. Josphat Kabinga Wachira as the M.P. for Mwea Constituency?

MWEA CONSTITUENCY	Wamumu Ward	Gathigiriri Ward	Kangai Ward	Murinduko Ward	Mutithi Ward	Nyangati Ward	Tebere Ward	Thiba Ward
YES	29.4%	57.9%	46.4%	53.8%	57.1%	33.3%	36.1%	36.4%
NO	47.1%	31.6%	28.6%	46.2%	21.4%	63.6%	52.8%	34.1%
NOT SURE	23.5%	10.5%	25%		21.5%	3.1%	11.1%	29.5%

CONSTITUENCY OVERALL VOTE BACK RESPONSE FOR MWEA

If elections were held today, would you vote back Hon. Josphat Kabinga Wachira as the M.P. for Mwea Constituency?



MEMBER OF PARLIAMENT KIRINYAGA CENTRAL CONSTITUENCY

KIRINYAGA CENTRAL CONSTITUENCY: WARD-BASED PERFORMANCE RATING FOR MEMBER OF PARLIAMENT HON. JOHN MUNENE WAMBUGU

The Question was:

In the scale of 1-10, how would you rate the performance of the current Member of Parliament Hon. John Munene Wambugu in terms of NG-CDF utilization and legislative mandate for the last 2 ½ years?

PERFORMANCE RATING	Inoi Ward	Kanyeki-ini Ward	Kerugoya Ward	Mutira Ward	AGGREGATE RATING
KIRINYAGA CENTRAL CONSTITUENCY	50.4%	59.1%	50.3%	41.6%	50.6%

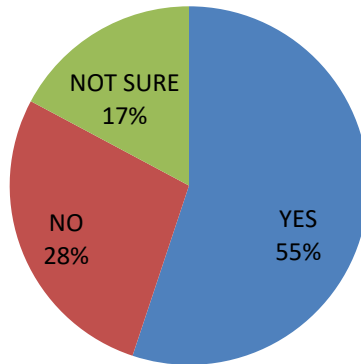
The question was:

If elections were held today, would you vote back Hon. John Munene Wambugu as the M.P. for Kirinyaga Central Constituency?

KIRINYAGA CENTRAL CONSTITUENCY	Inoi Ward	Kanyeki-ini Ward	Kerugoya Ward	Mutira Ward
YES	63%	65%	34.4%	58%
NO	22.2%	18.8%	37.5%	32.3%
NOT SURE	14.8%	15.6%	28.1%	9.7%

CONSTITUENCY OVERALL VOTE BACK RESPONSE FOR KIRINYAGA CENTRAL

If elections were held today, would you vote back Hon. John
Munene Wambugu as the M.P. for Kirinyaga Central
Constituency?



MEMBER OF PARLIAMENT KIRINYAGA CENTRAL CONSTITUENCY

NDIA CONSTITUENCY: WARD-BASED PERFORMANCE RATING FOR MEMBER OF PARLIAMENT HON GEORGE MACHARIA KARIUKI

The Question was:

In the scale of 1-10, how would you rate the performance of the current Member of Parliament Hon. George Macharia Kariuki in terms of NG-CDF utilization and legislative mandate for the last 2 ½ years?

PERFORMANCE RATING	Kiine Ward	Kariti Ward	Mukure Ward	AGGREGATE RATING
NDIA CONSTITUENCY	49.6%	41.4%	45.9%	45.6%

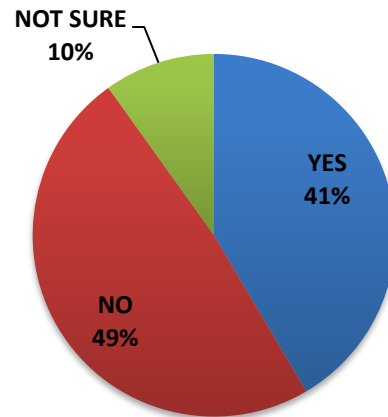
The Question was:

If elections were held today, would you vote back Hon. George Macharia Kariuki as the M.P. for Ndia Constituency?

NDIA CONSTITUENCY	Kiine Ward	Kariti Ward	Mukure Ward
YES	56%	31%	37.5%
NO	28%	55.2%	62.5%
NOT SURE	16%	13.8%	

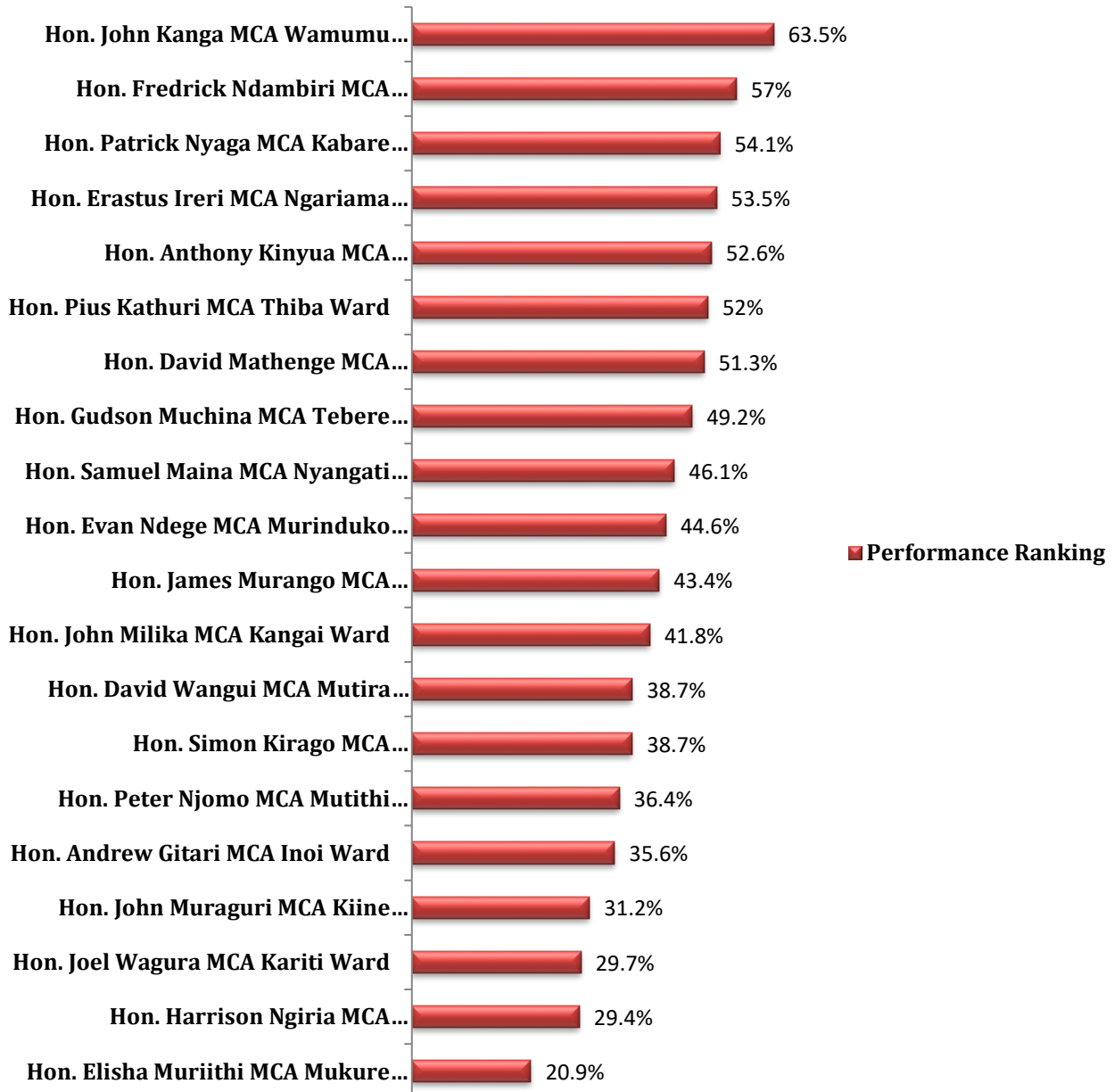
CONSTITUENCY OVERALL VOTE BACK RESPONSE FOR NDIA

If elections were held today, would you vote back Hon. George Macharia Kariuki as the M.P. for Ndia Constituency?



MEMBERS OF COUNTY ASSEMBLY

Kirinyaga M.C.A. Performance Ranking



MCA VOTING-BACK RESPONSES BY CONSTITUENCY

MWEA CONSTITUENCY	Wamumu Ward	Gathigiriri Ward	Kangai Ward	Murinduko Ward	Mutithi Ward	Nyangati Ward	Tebere Ward	Thiba Ward
YES	96.1%	45.8%	46.6%	50%	32.1%	53.6%	55.6%	47.7%
NO	3.9%	21.1%	25%	42.3%	46.4%	27.3%	25%	43.2%
NOT SURE		33,1%	28.4%	7.7%	21.5%	19.1%	19.4%	9.1%

GICHUGU CONSTITUENCY	Baragwi Ward	Kabare Ward	Karumandi Ward	Ngariama Ward	Njuki-ini Ward
YES	56.7%	56.7%	55.4%	40%	61%
NO	13.3%	10%	36.9%	27.5%	39%
NOT SURE	30%	33.3%	7.7%	32.5%	

KIRINYAGA CENTRAL CONSTITUENCY	Inoi Ward	Kanyeki-ini Ward	Kerugoya Ward	Mutira Ward
YES	44.4%	40.6%	56.3%	41.9%
NO	37%	53.1%	40.6%	48.4%
NOT SURE	18.6%	6.3%	3.1%	9.7%

NDIA CONSTITUENCY	Kiine Ward	Kariti Ward	Mukure Ward
YES	28%	6.9%	15.6%
NO	52%	79.3%	84.4%
NOT SURE	20%	13.8%	